


**Hudební nauka pro 2.ročník ZUŠ  
pracovní sešit**


# opakování


Zapiš nebo popiš noty:

1. 




a h1 gis2 gis1 fis1 e1 h2 bé1

2. 




h e1 es1 gis f es2 eis2 d2 cis2

3. 




as1 e2 c3 cis3 es2 d1 g gis

4. 





fis2 a1 f2 gis1 ais2 a ces2 g

5. 




h es1 h2 b2 as1 fis2 cis1 g2

6. 




h2 fis1 as2 g2 ges2 as1 fis2 f1

7. 



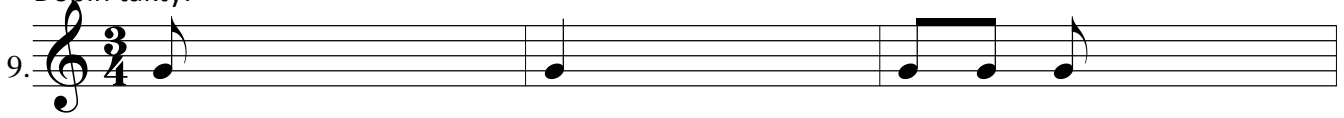
h2 a1 ais2 fis2 g1 gis2 ges1 as2

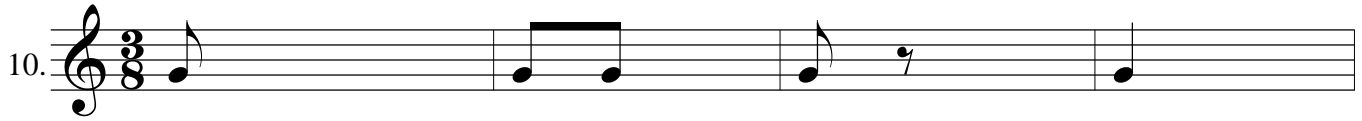
8. 





cis1 f2 des1 ces1 cis2 a as ais


Doplň takty:


9. 

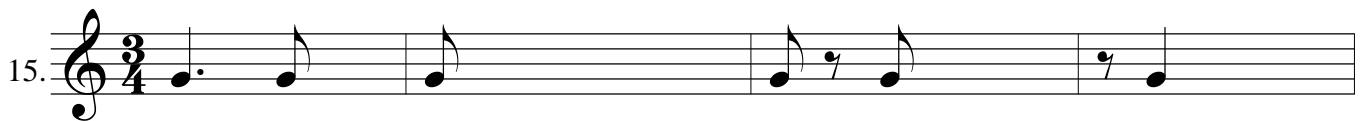
10. 

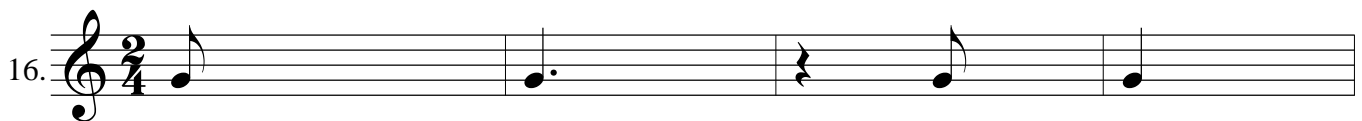
11. 


12. 

13. <sup>145</sup> 

14. 


15. 


16. 


17. 


18. 

19. 

20. 


21. 


22. 

23. 


24. 


Zapiš nebo popiš noty:

25. 





h c f a d c1 g e

26. 





f a h c1 g e d c

27. 



f e a h c d c1 g

28. 




c1 d a f e g c h


# 1.kapitola


Zapiš nebo popiš noty:

1. 




a h1 e2 cis2 es1 d2 des1 gis cis1

2. 





g a fis2 c2 e2 eis1 h2 c3

3. 




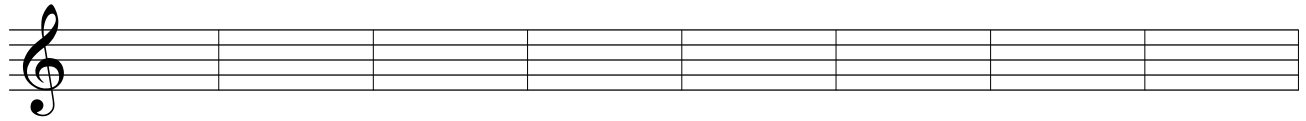
gis1 as d2 a1 g2 b2 (hes2) a2 fes2

4. 



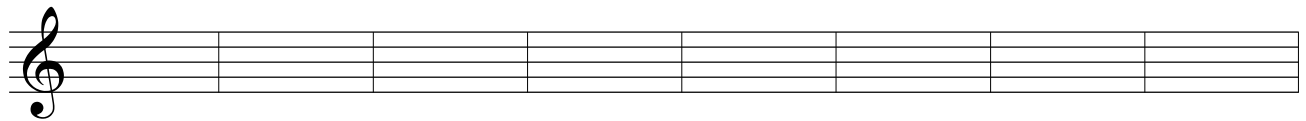
ces1 gis a1 es2 a1 a2 ais1 g2

5. 




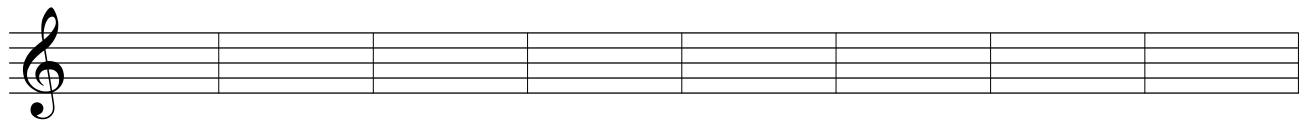
d1 h1 c3 cis3 eis2 es2 d2 dis1

6. 



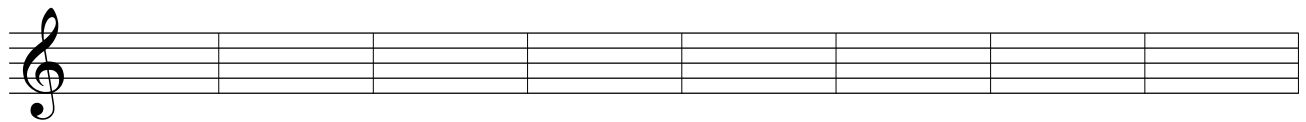
ges2 a1 e2 es1 fis1 b2 (hes2) g1 gis1

7. 



cis2 e1 f2 fes2 c1 a g g1

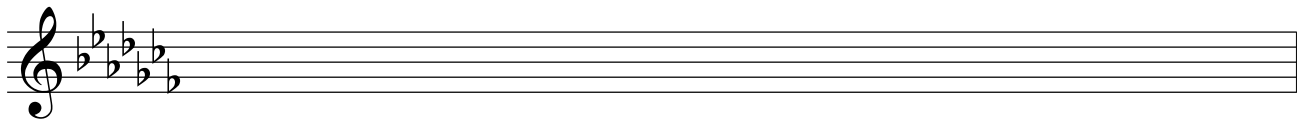


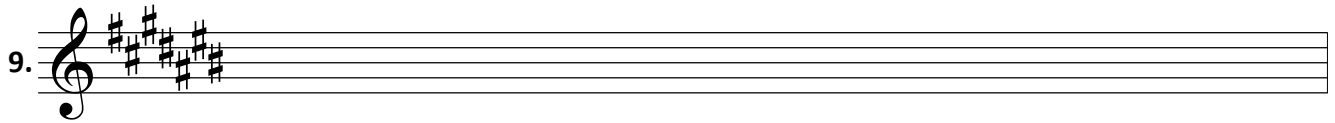
8. 



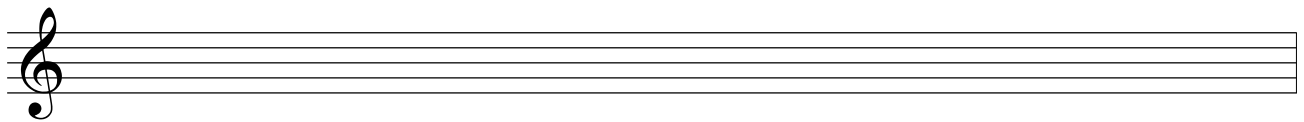
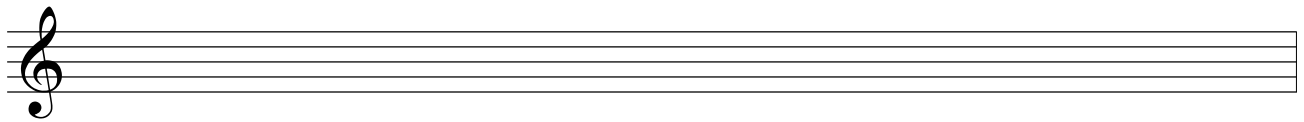

cis1 e1 a2 as2 g2 g b (hes) c3




Zopakuj si zápis křížků a béček:




Zapiš křížky a béčka jak jdou správně za sebou:




Doplň správné noty do stupnice. Vytvoř T5:

11. 


Zapiš stupnici Es dur. Vytvoř T5:

12. 


Zapiš stupnici D dur. Vytvoř T5:

13. 


Zapiš stupnici a T5 podle předznamenání:

14. 

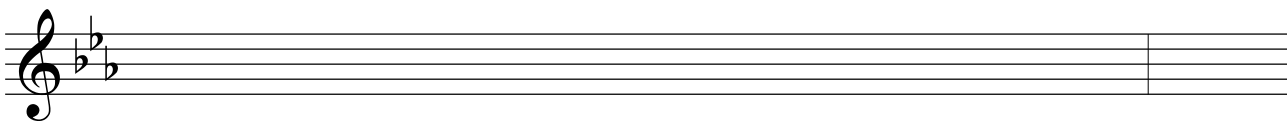
Zapiš stupnici a T5 podle předznamenání:

15. 


Pojmenuj stupnici a doplň její předznamenání:

16. 

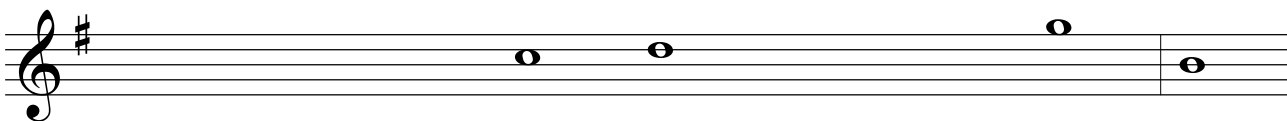
Zapiš stupnici podle předznamenání. Vytvoř T5:

17. 


Zapiš stupnici podle předznamenání. Vytvoř T5:

18. 


Doplň noty do stupnice. Vytvoř T5:

19. 


Zapiš stupnici F dur. Vytvoř T5:

20. 


Zapiš stupnici a T5 podle předznamenání:

21. 


Doplň noty do stupnice. Vytvoř T5:

22. 


Zapiš stupnici a T5 podle předznamenání:

23. 


Doplň noty do stupnice. Vytvoř T5:

24. 


Zapiš stupnici F dur a vytvoř T5:


25. 


Zapiš stupnici Es dur a vytvoř T5:


26. 


Zapiš nebo popiš noty:


27. 


  
e f a c1 g h d c


28. 

  
h e c a g c1 f d

29. 

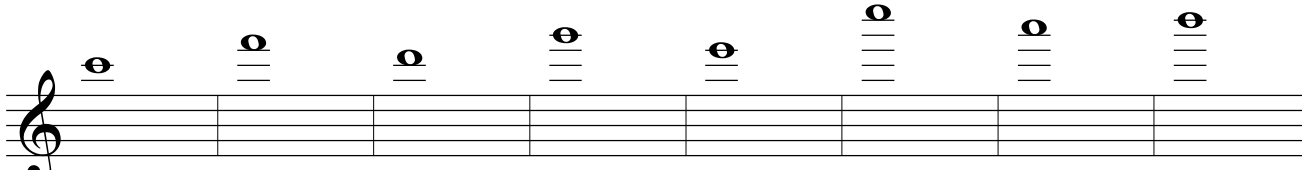
  
f a g f c h c1 d

30. 

  
g c a f h d c1 e


## 2.kapitola


Zapiš nebo popiš noty:

1. 




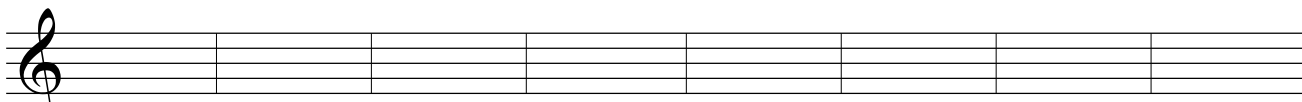
g3 a3 c3 e3 f3 d3 c4 h3

2. 




e3 a3 d3 c3 f3 c4 a3 h3

3. 



e3 g3 h3 d3 f3 c3 c4 a3

4. 

g3      a3      c4      h3      c3      e3      a3      d3

5.

cis2      e3      fis2      g3      a      1      eis2      g

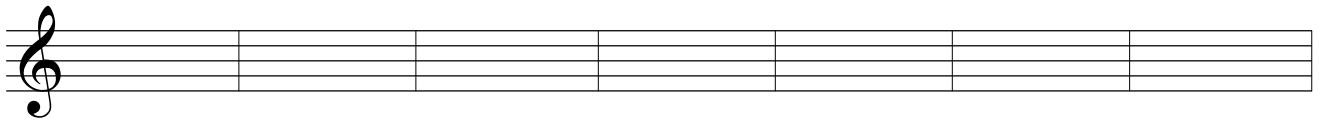
6.

bé2      es2      h3      es1      c1      fis2      g      as

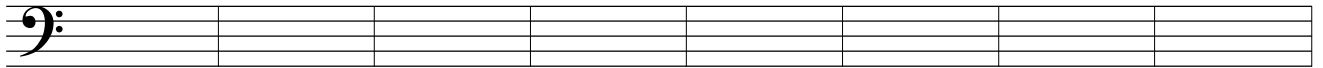

7.

es1      c4      g3      a1      as1      h2      d3      cis3

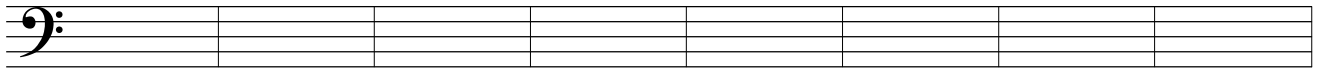

8.



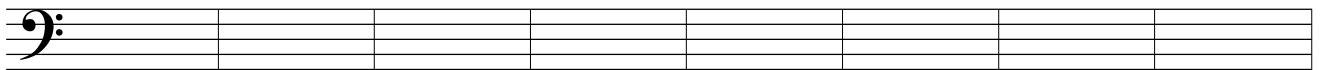

gis a3 es2 a his c2 ces2




a fis c1 es h as g as




es a g des f cis e h




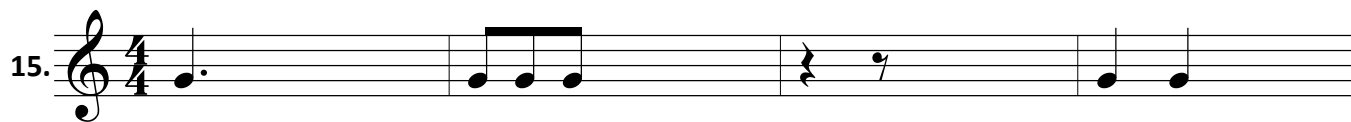
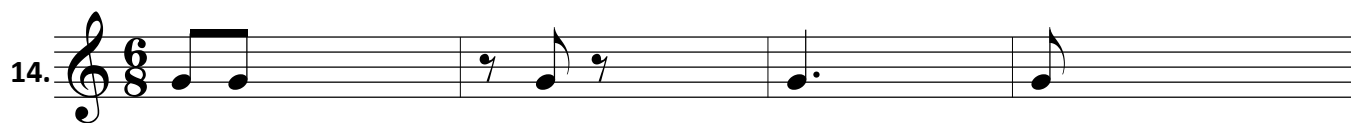
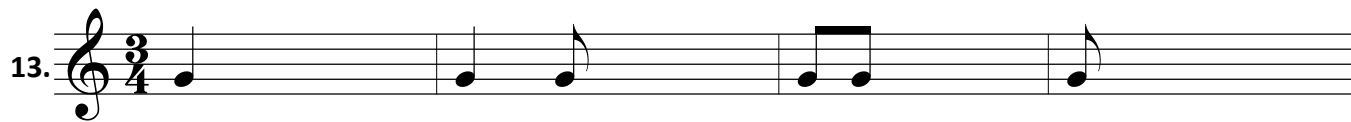
cis g gis fis a h e f






e a f as c1 es h fis

Doplň takty:

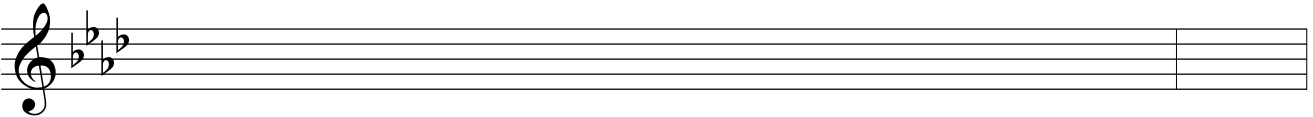




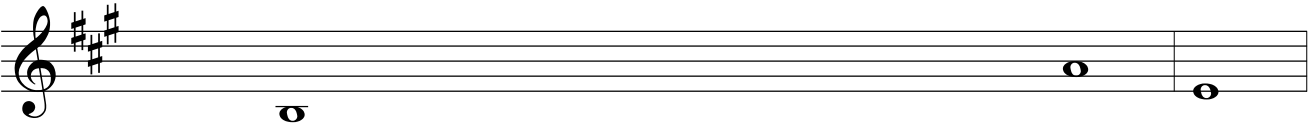
Zapiš stupnici E dur a její T5:

21. 

Zapiš stupnici podle předznamenání a vytvoř její T5:

22. 


Doplň správné tóny do stupnice a vytvoř T5:

23. 


Doplň předznamenání a zapiš název stupnice:

24. 


Zapiš stupnici As dur a vytvoř její T5:

25. 


Zapiš stupnici Es dur a vytvoř její T5:

26. 

Zapiš stupnici podle předznamenání a vytvoř její T5:


27. 

Doplň noty do stupnice a vytvoř T5:


28. 

# 3.kapitola


Doplň tóny do stupnice a vytvoř T5:

1. 


Zapiš stupnici Ges dur a vytvoř T5:

2. 


Zapiš stupnici podle předznamenání a vytvoř T5:

3. 


Doplň tóny do stupnice a vytvoř T5:

4. 


Zapiš stupnici H dur a vytvoř její T5:


5. 

Zapiš stupnici Cis dur a vytvoř její T5:


6. 

Doplň noty do stupnice a vytvoř T5:


7. 

8. 


Zapiš stupnici Es dur a vytvoř její T5:

9. 


Zapiš stupnici podle předznamenání a vytvoř její T5:

10. 


Doplň noty do stupnice a vytvoř její T5:

11. 


Napiš stupnici G dur a vytvoř T5:

12. 


Napiš stupnici As dur a vytvoř T5:

13. 


Napiš stupnici podle předznamenání a vytvoř T5:

14. 

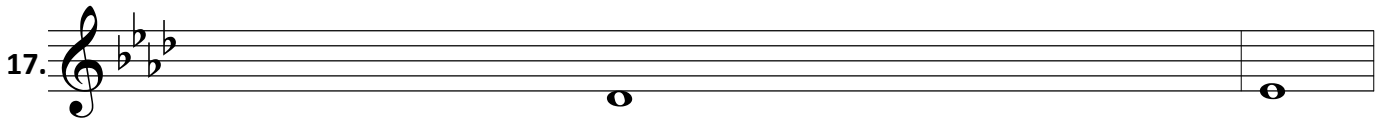
Napiš stupnici Fis dur a vytvoř její T5:

15. 


Napiš stupnici podle předznamenání a vytvoř T5:

16. 


Doplň noty do stupnice a vytvoř T5:

17. 

Zapiš stupnici podle předznamenání a vytvoř T5:

18. 

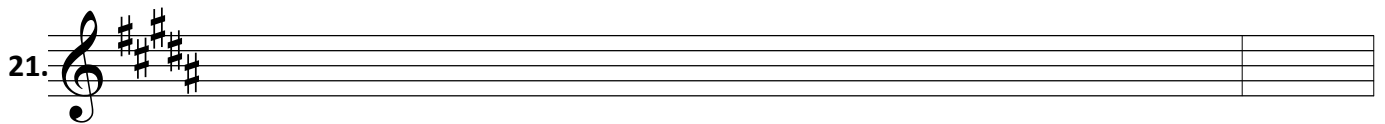
Zapiš stupnici Cis dur a vytvoř T5:

19. 


Zapiš stupnici Ges dur a vytvoř T5:

20. 

Zapiš stupnici podle předznamenání a vytvoř T5:

21. 


Zapiš stupnici E dur a vytvoř T5:

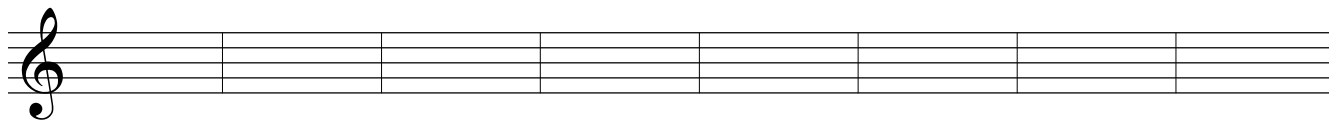
22. 

Zapiš stupnici Des dur a vytvoř T5:

23. 

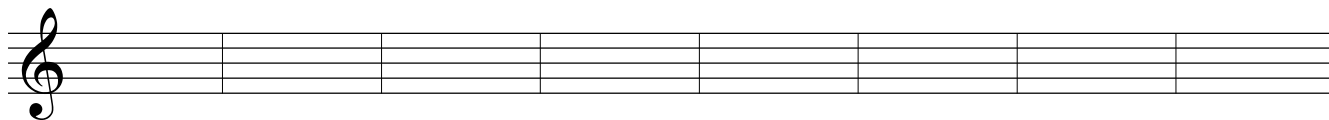
Zapiš nebo popiš noty:

24. 



a es1 fis2 c3 g3 f2 es2 f3

25.



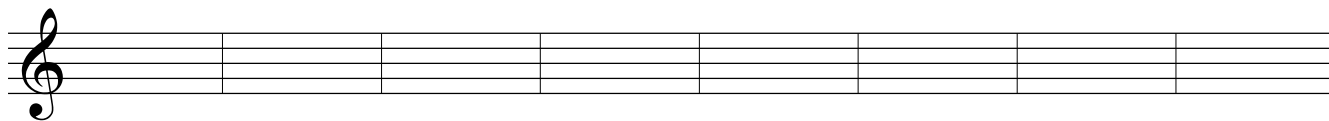
gis2 eis1 bé1 ges2 g d3 fis2 his2

26.




a3 g fis2 e1 eis2 fes2 dis2 h1


27.




fis2 eis1 a as ges gis2 h3 e2


28.

29. 



g fis a c1 es gis f c


30. 



es h bé e f cis1 as g


31. 


323




h es fes a as g gis fis


Doplň takty:


32. 


33. 


34. 

35. 

36. 

37. 

38. 

39. 

# pololetní opakování

## leden

Zapiš nebo popiš noty:

1.

h e2 fis1 e3 a ges2 ais1 h3 es2 ges1

2.

h2 es3 a cis1 g es1 a3 c4 cis4 eis2


3.

gis es2 es3 h2 fes1 ces2 h4 eis3 his1 a

4.

es1 a2 as2 e3 gis1 ges1 bé2 cis1 es2 dis3

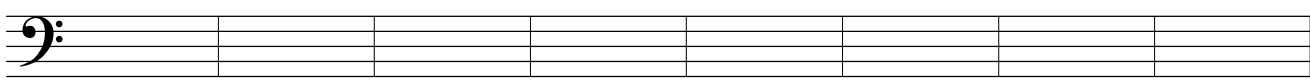


5. 





d      cis      c1      es      h      a      fis      gis

6. 

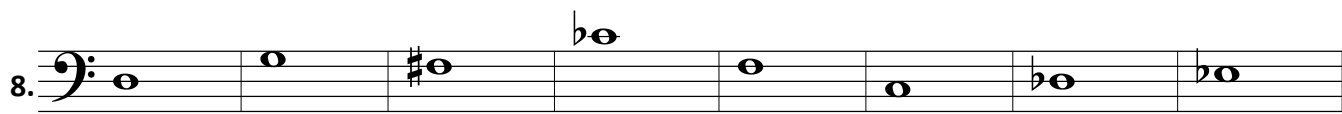


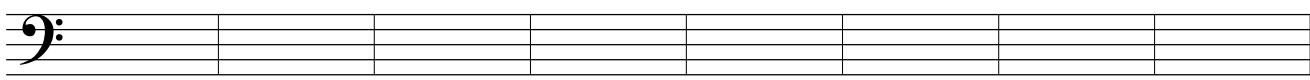
es      h      bé      ais      f      e      g      as

7. 



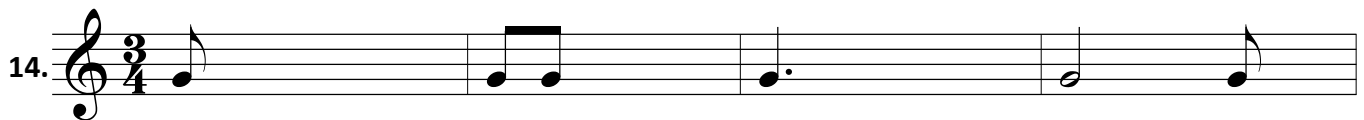

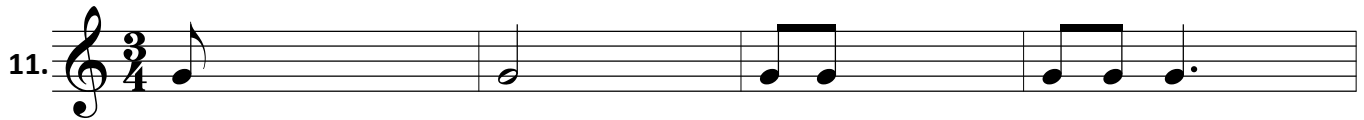

ais      f      a      g      es      h      fis      cis1

8. 




as      es      f      ges      d      dis      e      eis


Doplň takty:




Zapiš stupnici A dur a vytvoř T5:

17. 


Doplň noty do stupnice a vytvoř její T5.

18. 


Zapiš stupnici podle předznamenání a vytvoř její T5:

19. 


Doplň noty do stupnice a vytvoř T5:

20. 


Zapiš stupnici D dur a vytvoř T5:

21. 


Zapiš stupnici B dur a vytvoř její T5:

22. 

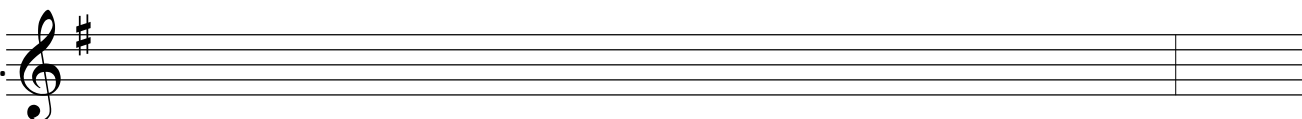
Zapiš stupnici Es dur a vytvoř její T5:

23. 


Zapiš stupnici podle předznamenání a vytvoř její T5:

24. 


Zapiš stupnici podle předznamenání a vytvoř její T5. Jak se jmenuje?

25. 


Zapiš stupnici F dur a vytvoř její T5:

26. 


Zapiš stupnici Ges dur a vytvoř její T5:

27. 


Zapiš stupnici podle předznamenání a vytvoř její T5. Jak se jmenuje?

28. 

Zapiš stupnici Cis dur a vytvoř její T5:

29. 

Zapiš stupnici podle předznamenání a vytvoř její T5. Jak se jmenuje?

30. 

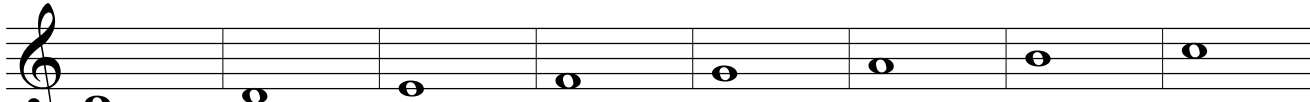
31. Poznej nástroje podle sluchu:


1. \_\_\_\_\_ 2. \_\_\_\_\_


3. \_\_\_\_\_ 4. \_\_\_\_\_


# 4.kapitola


Podle stupnice doplň intervaly. Nezapomeň na předznamenání!


1. 


  
č.1      v.2      v.3      č.4      č.5      v.6      v.7      č.8


2. 

  
č.1      v.2      v.3      č.4      č.5      v.6      v.7      č.8

3. 

  
č.1      v.2      v.3      .4      č.5      v.6      v.7      č.8

4. 

  
č.1      v.2      v.3      č.4      č.5      v.6      v.7      č.8

5.

č.1 v.2 v.3 č.4 č.5 v.6 v.7 č.8

6.


č.1 v.2 v.3 č.4 č.5 v.6 v.7 č.8

7.

č.1 v.2 v.3 č.4 č.5 v.6 v.7 č.8


8.

č.1 v.2 v.3 č.4 č.5 v.6 v.7 č.8

9. 





č.1 v.2 v.3 č.4 č.5 v.6 v.7 č.8

10. 




č.1 v.2 v.3 č.4 č.5 v.6 v.7 č.8

11. 





č.1 v.2 v.3 č.4 č.5 v.6 v.7 č.8


12. 




č.1 v.2 v.3 č.4 č.5 v.6 v.7 č.8


13. 


  
 č.1      v.2      v.3      č.4      č.5      v.6      v.7      č.8


14. 


Vytvoř intervaly:

  
 č.1      v.2      v.3      č.4      č.5      v.6      v.7      č.8

15.   
 č.5      v.2      v.7      č.1      v.3      v.6      č.5      č.4

16.   
 č.4      v.6      v.2      č.1      č.5      v.7      v.3      č.8

17.   
 č.5      č.4      č.1      v.7      v.3      č.8      v.6      č.1

18.   
 v.3      č.8      č.5      v.2      č.4      č.1      v.7      v.6



Popiš intervaly:

19.

20.

21.

Vytvoř intervaly:

22.   
č.5      č.4      v.3      v.7      v.3      v.7      č.4

23.   
č.5      č.4      v.3      v.6      v.7      č.4      v.2      č.1


24.   
č.4      v.3      v.7      v.6      č.4      v.2      v.7      č.5

Popiš intervaly:

25.

26.


Popiš nebo zapiš noty:


27. 

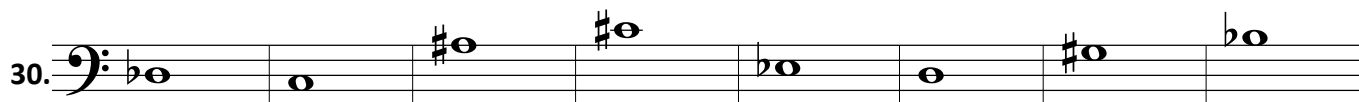
  
h2 es1 fis2 g3 a h1 bé2 cis3


28. 

  
a eis1 g2 gis2 h es2 dis1 des2

29. 

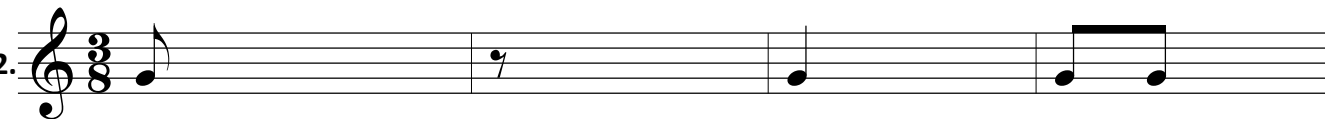
  
a es h cis1 e ges bé eis


30. 


  
fis e d cis c1 a as gis


Doplň takty:


31. 

32. 

33. 


34. 

35. 


36. 

Zapiš následující stupnice a vytvoř jejich T5, označ půltóny:


E dur

37. 


D dur

38. 


Des dur

39. 


Es dur

40. 


Cis dur

41. 


B dur

42. 


Ces dur

43. 


Fis dur

44. 

C dur


45. 


As dur


46. 

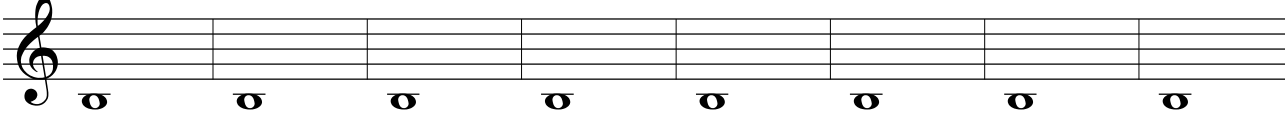
# 5.kapitola


Vytvoř nebo popiš intervaly:

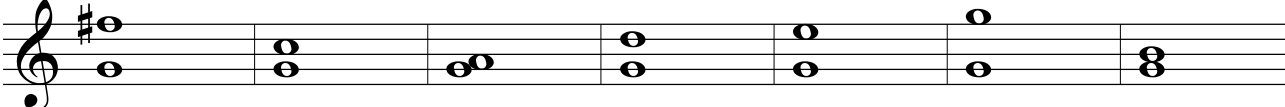
1.   
č5      v6      č4      č8      č1      v7      v2      v3


  
č8      v2      v7      č1      č5      v3      č4      v6

2.   
č5      v3      v2      v6      č5      v7      č4      č1

  
v2      č5      v7      č4      v6      č1      č8      v3

3. 



4. 

5.

č5    č4    v3    v7    č5    v2    č8    v6

77


6.

v3    v7    č5    č4    č1    v6    č8    č4

7.


v3    č4    č3    v6    č4    v3    v7    v7

8.




Zapiš stupnice a vytvoř jejich T5


A dur




F dur




Es dur




Zapiš stupnici podle předznamenání a vytvoř T5:




G dur



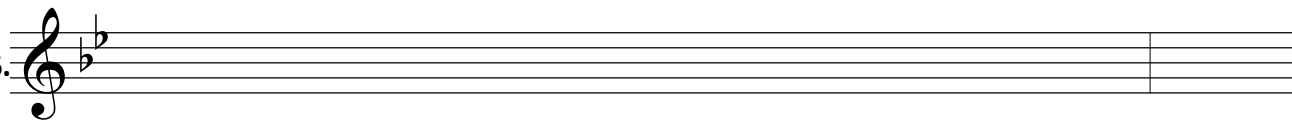
Zapiš stupnici podle předznamenání a vytvoř T5:



Fis dur:




Zapiš stupnici podle předznamenání a vytvoř její T5:


16. 

Zapiš stupnici a vytvoř její T5. Označ půltóny:


B dur

17. 


H dur

18. 


C dur

19. 


E dur

20. 


Des dur

21. 


Fis dur


22. 


A dur

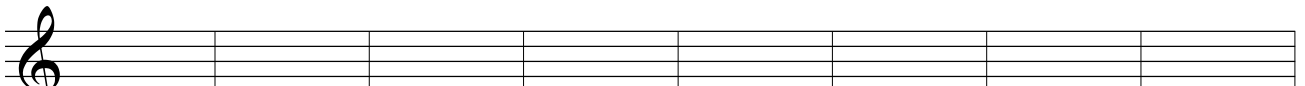
23. 




24. 

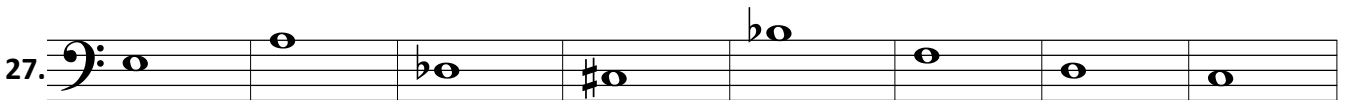
  
 h      fis      f      cis      d      cis1      es      bé


25. 


  
 gis      g      c      des      a      as      h      c1


26. 

  
 f      es      a      h      fes      c      cis      ces

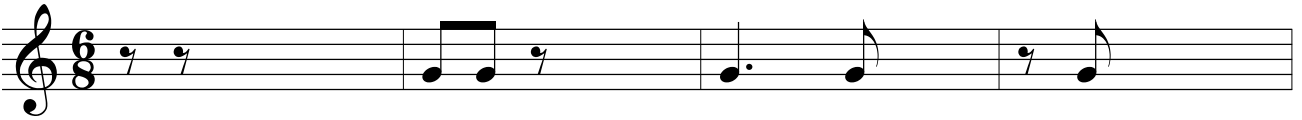
27. 

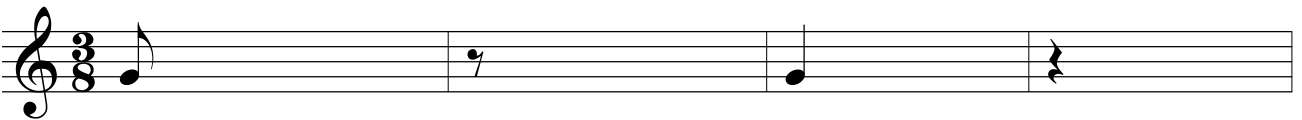
  
 dis      a      f      h      d      dis      e      es


28. 


29. 


30. 

31. 

32. 

33. 

34. 

35. 

# 6.kapitola

Zapiš nebo popiš intervaly:

1.

v3      č5      č4      v7      v7      č5      v2      č8

2.

č5      č4      v2      v3      v8      č5      č1      v7

3.


v3      v6      v2      v7      č1      č8      č4      č5

4.


č5      v7      č4      v6      č1      v2      v3      č1

Zapiš stupnice a vytvoř jejich T5:


A dur


5. A five-line musical staff with a vertical bar line at the end.

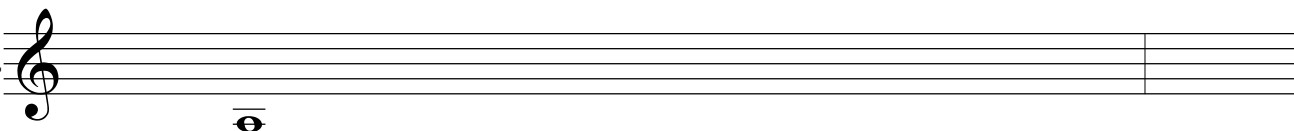
Es dur

6. A five-line musical staff with a vertical bar line at the end.


Podle prvního tónu pozněj stupnici, zapiš ji a doplň předznamenání. Vytvoř T5:


7. A five-line musical staff with a treble clef and a single note on the second line (F).


8. A five-line musical staff with a treble clef and a single note on the second line (F).


9. A five-line musical staff with a treble clef and a single note on the first space (G).

Podle předznamenání zapiš stupnici a vytvoř T5:


10. A five-line musical staff with a treble clef and a key signature of three flats (B-flat, E-flat, A-flat).

11. A five-line musical staff with a treble clef and a key signature of three sharps (F-sharp, C-sharp, G-sharp).


12. A five-line musical staff with a treble clef and a key signature of two sharps (F-sharp, C-sharp).

13. 

Vytleskej rytmus:


14. 

15. 

16. 


17. 

Doplň takty:

18. 

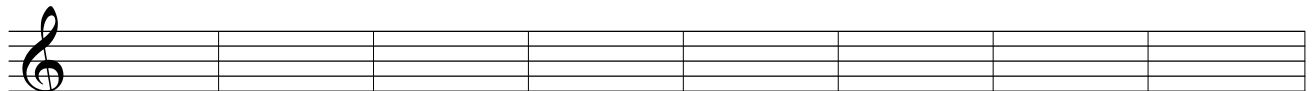
19. 


20. 

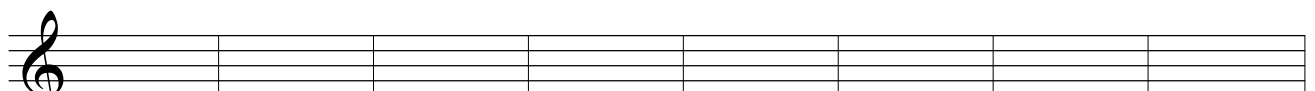
21. 


Popiš nebo zapiš noty:

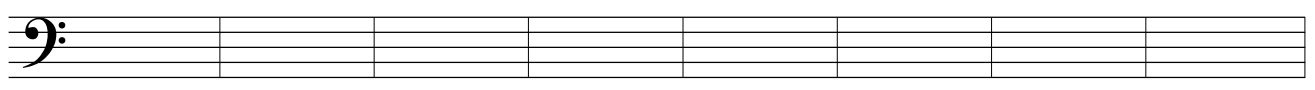
22. 


  
fis2      a2      c3      ces2      fis1      h      as2      ais


23. 

  
b2      a1      es2      fis2      cis3      g1      gis2      fes2

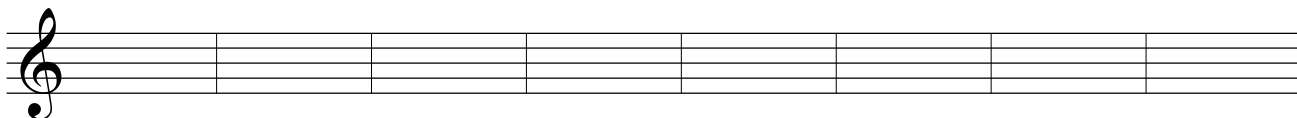
24. 

  
ces      ais      a      fes      cis      ces      h      f


25. 



g cis a his f cis c a



des d as g fis c1 e es



g c1 cis a as h fis c


28. Poznej nástroje podle sluchu:







1. \_\_\_\_\_ 2. \_\_\_\_\_ 3. \_\_\_\_\_

4. \_\_\_\_\_ 5. \_\_\_\_\_ 6. \_\_\_\_\_

7. \_\_\_\_\_ 8. \_\_\_\_\_ 9. \_\_\_\_\_

Vytleskej rytmus:











# pololetní opakování květen

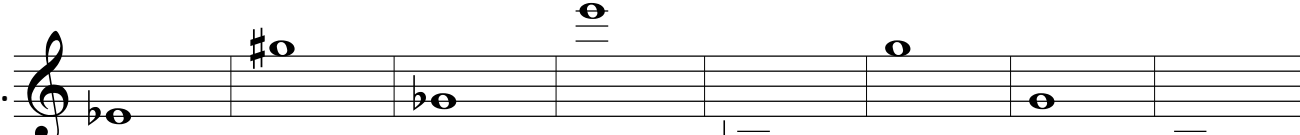
Zapiš nebo popiš noty:

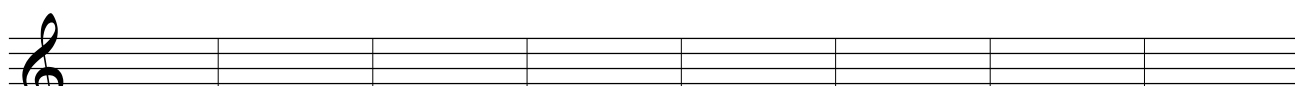
1. 


  
es1      g2      gis      e2      e3      g3      gis2      eis1

2. 


  
e2      gis1      des1      his2      eis2      bé2      ais      fis1


3. 

  
c1      ces2      e1      es1      fis2      gis1      bé      es2


4. 


  
as1      es3      fis1      g      gis2      ces2      cis1      eis2

5. 




a fis ces h eis h bé des


6. 




his e as ges gis g ais cis


Vytvoř nebo zapiš intervaly:

7. 



v3 č4 č8 v3 v2 v7 v6 č1

8. 



v3 v2 č1 č8 v6 v7 č5 č4

9.

v3      č4      č8      v2      č1      v7      v6      č5

10.

v3      v7      č4      č1      v6      č8      č5      v2

Zapiš stupnice a vytvoř T5:

A dur

11.

Es dur

12.

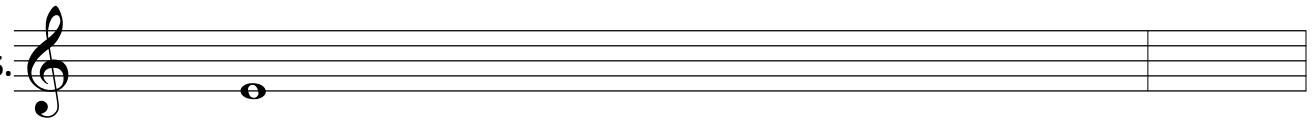
H dur

13.

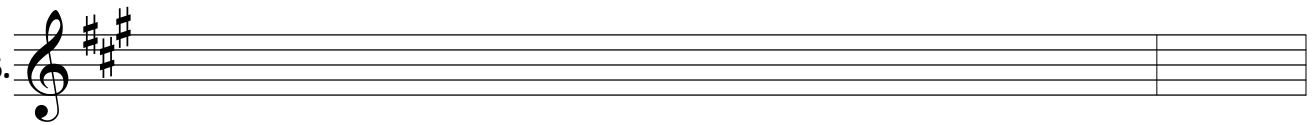
E dur


14.

Poznej stupnici podle prvního tónu, dopiš ji a vytvoř T5:

15. 


Podle předznamenání doplň stupnici a pojmenuj ji. Nezapomeň na T5:


16. 

17. 

Doplň správné noty do stupnice a vytvoř její T5:

18. 

19. 

20. 

Doplň takty:

21. 

22. 