




**Hudební nauka pro 3.ročník ZUŠ
pracovní sešit**

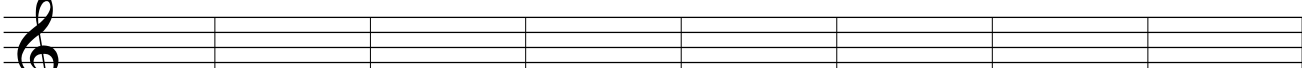
opakování


Zapiš nebo popiš noty:

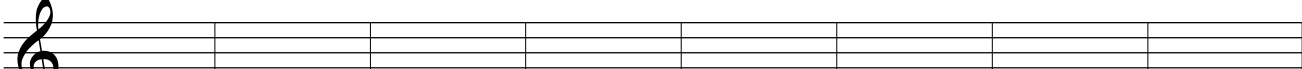
1. 


h2 e2 es1 d2 dis2 es1 a h


2. 


ges2 gis f fis1 a dis1 eis2 h2

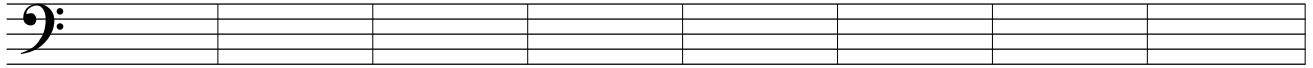
3. 


fis2 e3 a a3 es2 his1 eis2 as

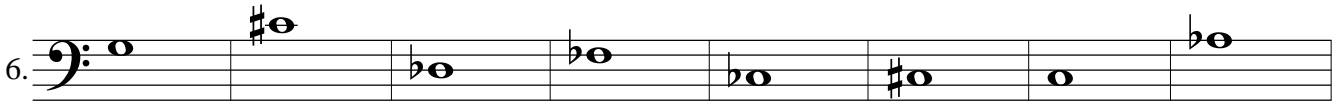
4. 

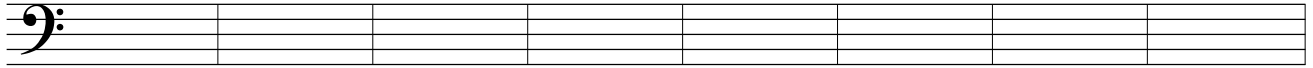

gis e2 ais2 c3 g3 fes1 cis2 cis1

5. 




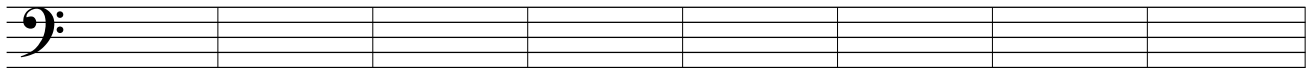
es a gis h e c1 d dis

6. 

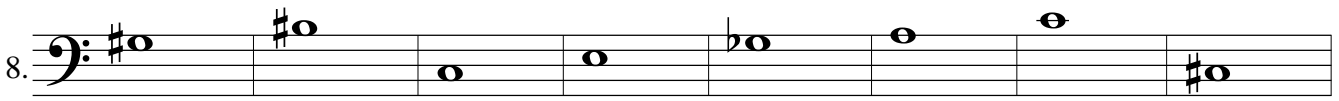


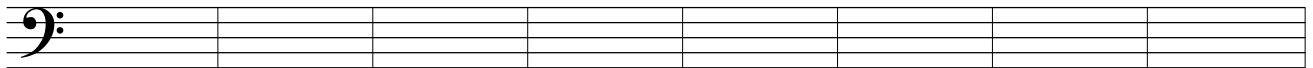
cis ces a as g cis2 eis h

7. 



bé ces h his des fes f g

8. 



e es eis a as ais bé fis

Vytvoř nebo popiš intervaly:

9.

10.
v3 v7 č5 v6 č1 v2 č8 č4

11.
v3 v6 č5 v7 v2 č5 č4 č1

12.

13.
v6 v2 č4 č8 v3 v7 č1 č5


14.

15.
č5 v7 v6 č4 č8 v2 v3 v8


16. ¹⁸⁵
č5 č4 v7 v2 v6 v3 č8 č1

Zapiš stupnice a vytvoř T5:


E dur

17. 


Ges dur


18. 


F dur

19. 


Doplň noty do stupnice a vytvoř T5:


20. 

21. 

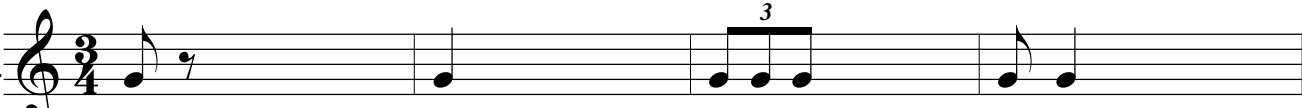
22. 






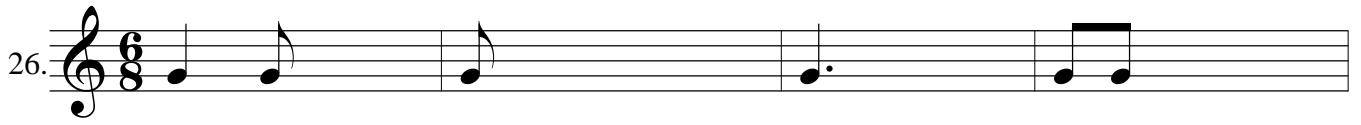
Podle předznamenání zapiš stupnici, pojmenuj ji a vytvoř T5:

23. 

24. 

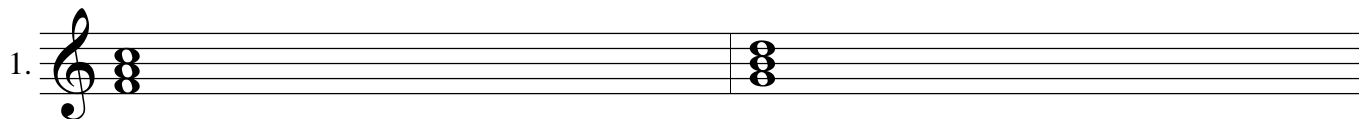
Doplň takty:

25. 



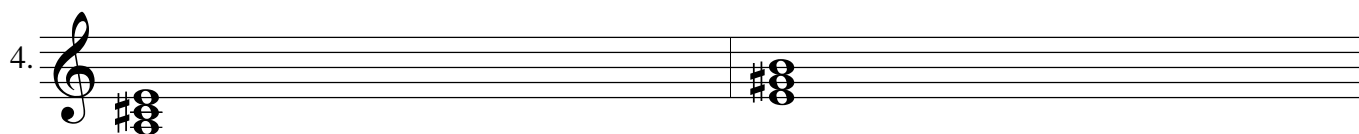
1.kapitola


Vytvořte obraty z daných tónických kvintakordů. Napište stupnici, ze kterých pochází:

1. 


2. 


3. 

4. 

5. 


6. 

7. 


8. 

Podle předznamenání doplň tóny do mollové stupnice nebo zapiš celou stupnici. Vytvoř také T5:


9. aolská






harmonická





melodická

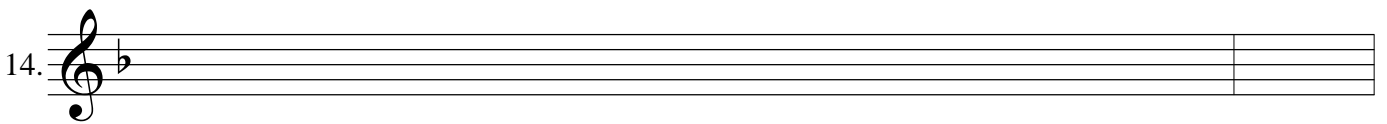


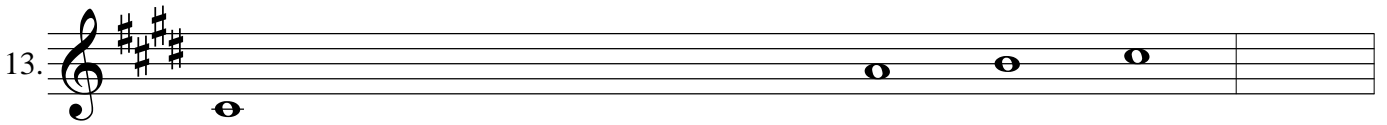
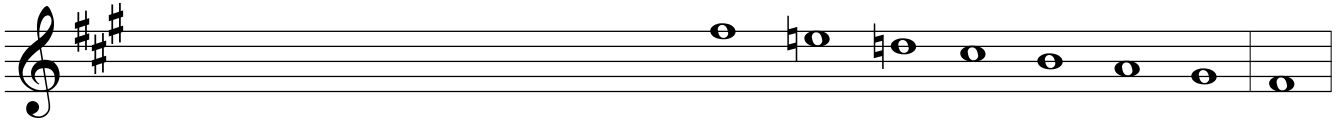
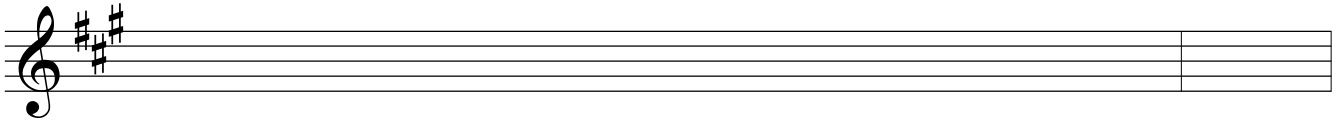







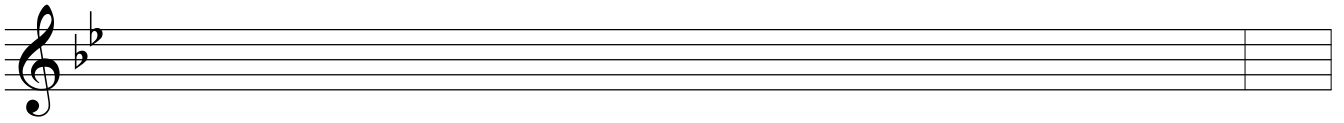

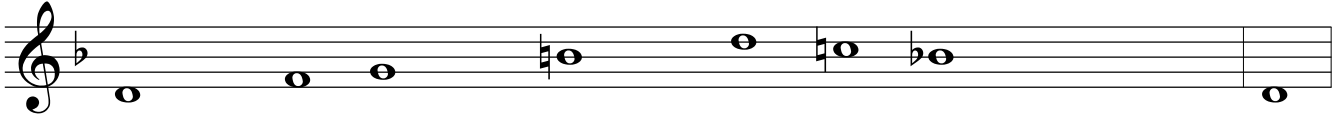
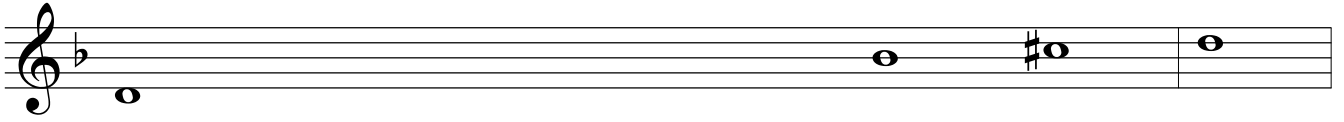
10.



11.







17.

Zapiš nebo popiš noty:

18.


fis2 es1 h gis eis h2 cis 3 c2


19.


20.

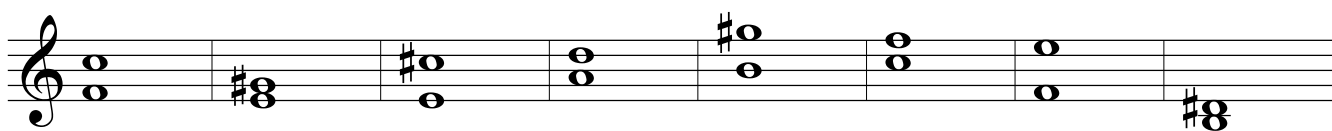
as gis f es e c1 cis1 as

Popiš nebo vytvoř intervaly:


21. 




22. 





Doplň takty:

23. 

24. 


25. 

26. 


27. 

Zapiš stupnice a vytvoř T5:


A sdur

28. 


H dur

29. 

Fis dur

30. 


C dur

31. 


Es dur

32. 

Des dur


33. 

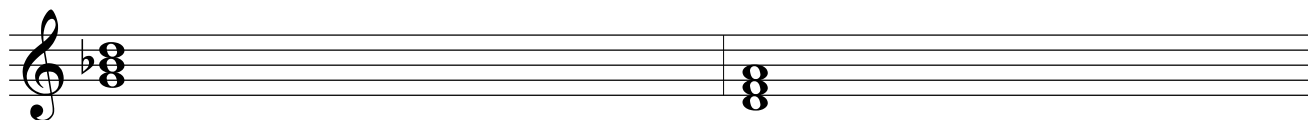
A dur

34. 


2.kapitola


Vytvoř obraty T5:

1. 





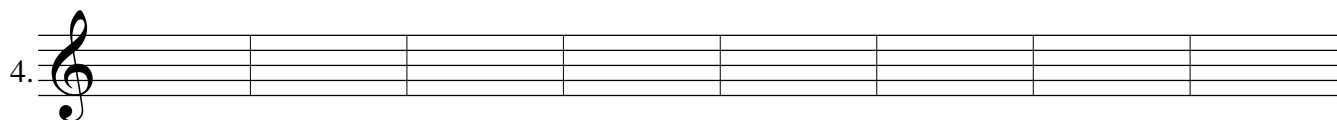
2. 




Zapiš nebo popiš noty:

3. 


h2 es1 fis2 a h bé2 c3 as2


4. 


g ges a2 a1 d1 dis2 g2 f3


5. 


e1 eis2 a cis3 g fes1 fis2 ces2


6. 


7. 

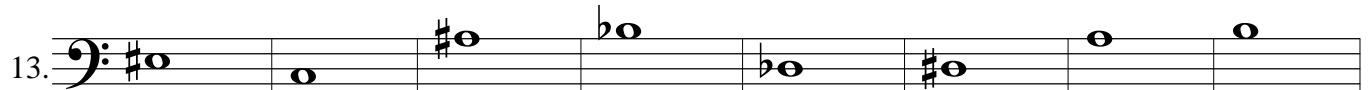
8. 


9. 
g fis a h bé f fes cl

10. 
h ais his c dis d ges as

11. 
a fes fis a cl gis e f


12. 

13. 


14. 

Zapiš stupnici, vytvoř T5 a označ T, S, D:


E dur

15. 


F dur

16. 


Ces dur

17. 


H dur

18. 


Es dur

19. 


As dur

20. 


A dur

21. 


G dur

22. 


e moll aiolská

23. 


h moll melodická

24. 


g moll harmonická

25. 


f moll melodická

26. 


c moll aiolská

27. 


fis moll harmonická

28. 


a moll melodická

29. 

g moll harmonická

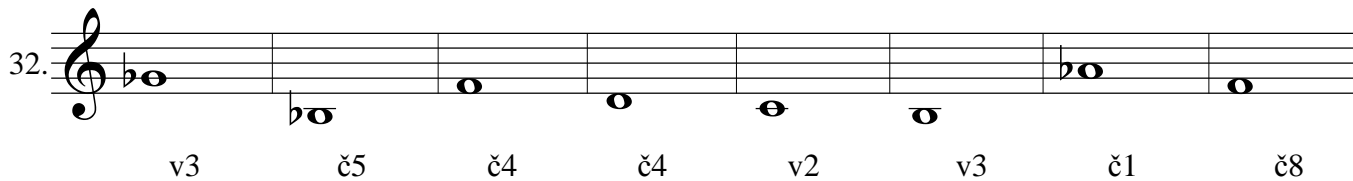
30. 

Vytvoř nebo popiš intervaly


31. 


v3 č5 v6 č8 v7 č1 č4 v3




32. 


v3 č5 č4 č4 v2 v3 č1 č8




33. 

č5 v2 v7 č4 v6 č8 č1 v3





34. 

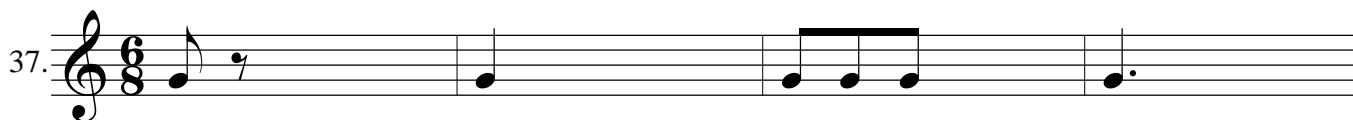
v2 č5 č1 v7 v6 č8 č4 č4





Doplň takty:


35. 

36. 


37. 

38. 

39. 


40. 

41. 


42. 


Zapiš nebo popiš noty:

43. 





G c A F E D H C

44. 





F A c C D H E G

45. 




H c C D F A E G


46. 





H A F c C E G D


Z daných stupnic vypiš tóniku, subdominantu a dominantu:


47. 
př. G dur T S D


48. 
F dur


49. 
H dur

50. 
E dur

51. 
Es dur


52. 
Ges dur


53. 
As dur

54. 
D dur

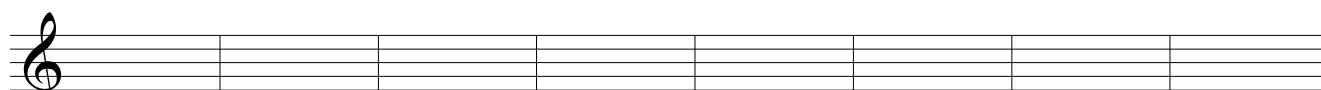
3.kapitola

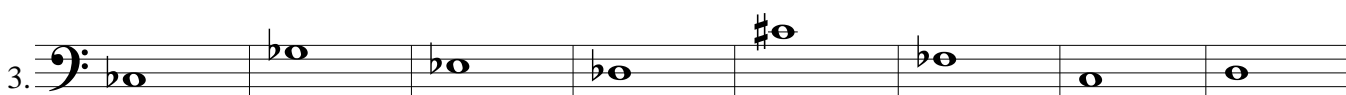
Zapiš nebo popiš noty:

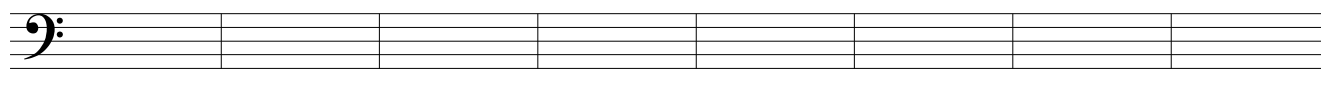
1. 



fis2 as1 d1 eis1 f2 g2 ges1 nn h

2. 


cis2 c1 es2 e1 his g gis a


3. 



G a H f fis D ces c1


4. 

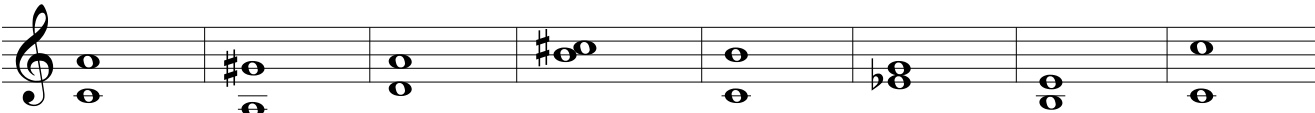

F a as ais G ges h H


Zapiš nebo vytvoř intervaly:

5. 
 v3 č7 v6 č1 č4 v2 č5 v3




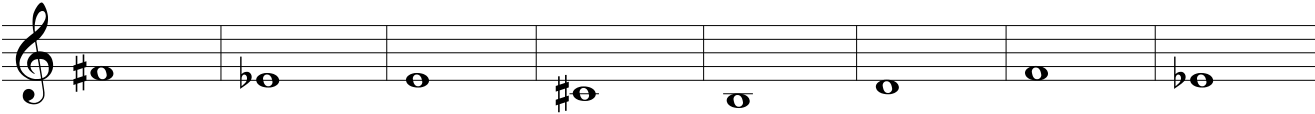
6. 
 č8 v3 v2 č4 v7 č5 v2 č4








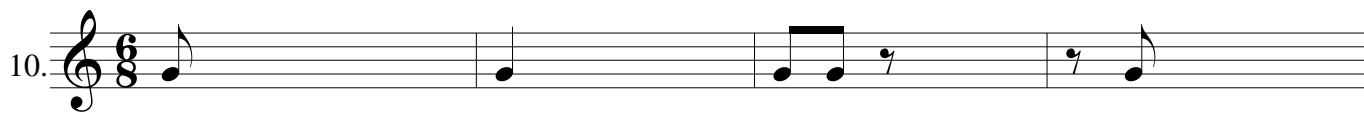

7. 
 v6 č5 č4 v2 v7 č4 č8 v2



8. 

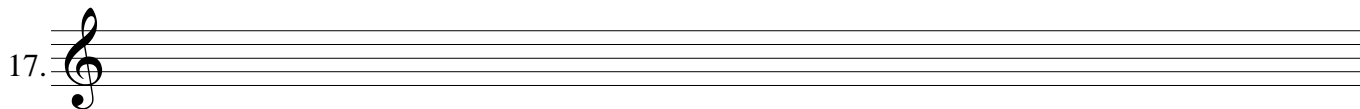

 č1 v7 v3 v2 č5 č4 v3 v7

Doplň takty:




Zapiš stupnice, vytvoř T5 a jeho obraty:


As dur




C dur




H dur




E dur




F dur




Ges dur




Cis dur




Fis dur




25. B dur

A musical staff with a treble clef and a key signature of two sharps (F# and C#). The staff is empty, with a double bar line at the end.


26. Des dur

A musical staff with a treble clef and a key signature of two sharps (F# and C#). The staff is empty, with a double bar line at the end.


27. Ces dur

A musical staff with a treble clef and a key signature of no sharps or flats. The staff is empty, with a double bar line at the end.

28. Es dur

A musical staff with a treble clef and a key signature of three sharps (F#, C#, and G#). The staff is empty, with a double bar line at the end.

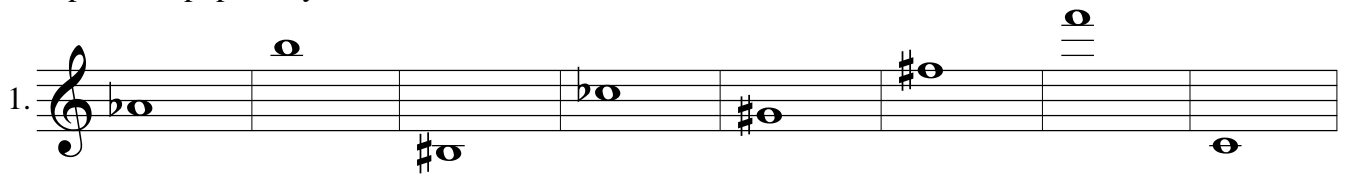
29. G dur


A musical staff with a treble clef and a key signature of one sharp (F#). The staff is empty, with a double bar line at the end.

pololetní opakování


leden


Zapiš nebo popiš noty:

1. 




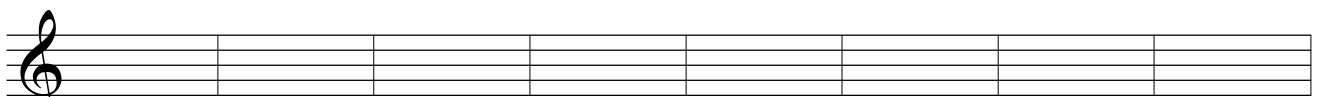
f2 c3 es1 a ges2 h as as2

2. 

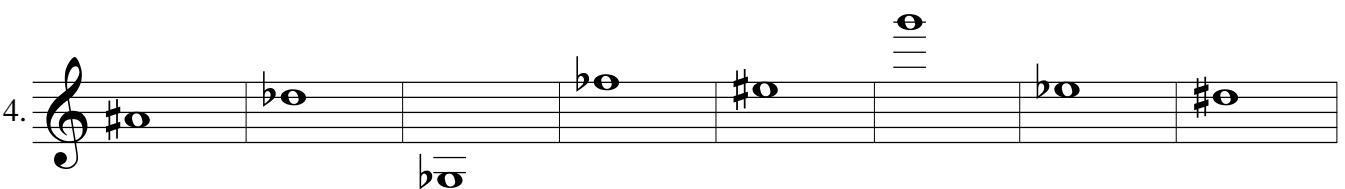



gis ais3 gis2 e3 f2 fes2 fis1 as1

3. 




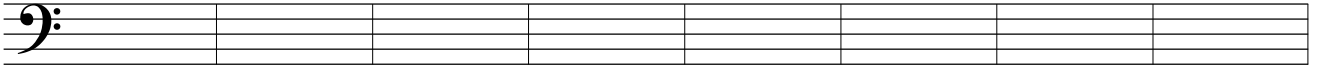
cis2 g1 des1 dis2 ges2 ais2 g2 h2

4. 




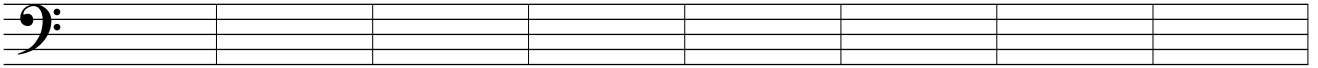
b2 g3 cis3 ces2 his1 h a gis

5. 




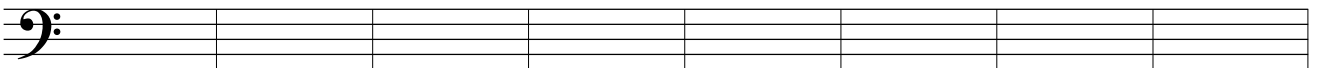
D as cl cis C E es f

6. 




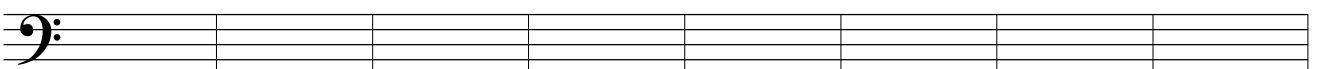
ais F des fis H D dis fes

7. 




g A f fis a E es eis

8. 

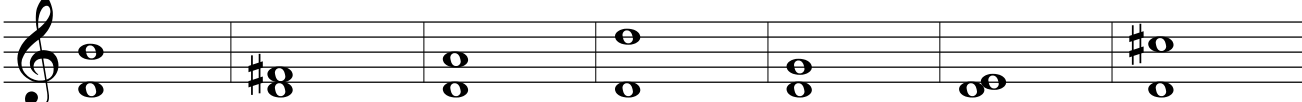



H h cl cisl d des D A

Vytvoř nebo popiš intervaly:


9. 


v3 v6 č5 č4 v2 v7 č1 č8




10. 


č5 č1 v3 v6 v6 v2 č4 č4

152 


11. 

v6 v2 č4 v3 č5 č4 v7 v6

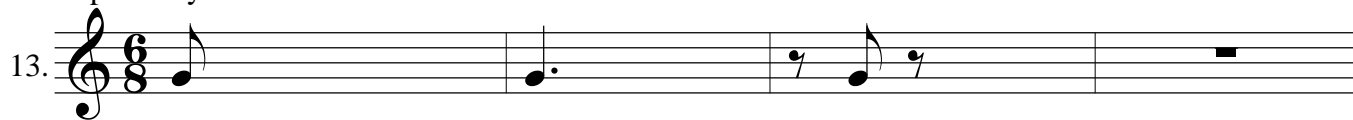


12. 


h cis A d des E es F





Doplň takty:


13. 


14. 


15. 

16. 


17. 

18. 

19. 

20. 

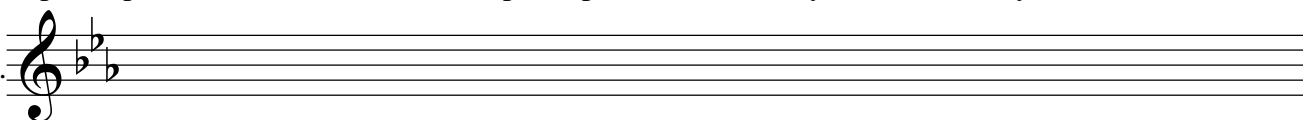
Zapiš stupnici As dur, vytvoř její T5 a obraty, označ T, S, D:

21. 


Doplň správné noty do melodické stupnice. Pojmenuj ji:

22. 


Zapiš stupnici mollovou hramonickou podle předznamenání, vytvoř T5 a obraty:

23. 


Doplň správné noty do melodické stupnice:

24. 


Zapiš stupnici mollovou melodickou podle předznamenání:

25. 


Zapiš stupnici E dur, vytvoř T5 a jeho obraty, označ T, S, D:

26. 


Doplň správné noty do harmonické stupnice. Vytvoř T5 a jeho obraty:

27. 

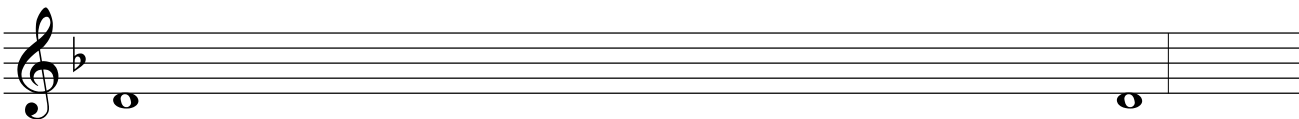
Zapiš stupnici Des dur, vytvoř T5 a jeho obraty, označ T, S, D:

28. 


Zapiš stupnici c moll melodickou:

29. 


Doplň správné noty do melodické stupnice, vytvoř T5 a obraty:

30. 


Podle předznamenání zapiš stupnici a vytvoř její T5 a obraty:

31. 


Zapiš stupnici fis moll harmonickou, označ T, S, D a vytvoř T5 a jeho obraty:

32. 


Zapiš stupnici f moll melodickou, označ T, S, D a vytvoř T5 a jeho obraty:

33. 


Podle předznamenání zapiš stupnici harmonickou a vytvoř T5 a její obraty:

34. 


Zapiš stupnici c moll harmonickou, vytvoř T5 a jeho obraty:


35. 


Zapiš stupnici podle předznamenání:


36. 


Podle stupnice zapiš tóny T, S, D. U mollových stupnic vycházej z aiolské :

37. 
 A dur


38. 
 Es dur


39. 
 F dur

40. 
 Fis dur

41. 
 d moll

42. 
 h moll

43. 
 E dur


44. 
 Des dur

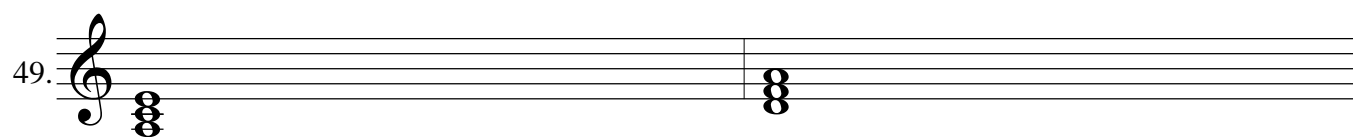
Vytvoř obraty T5 z daných kvintakordů. Z jakých stupnic pochází? Zapiš.

45. 


46. 


47. 

48. 

49. 

50. 






51. 

52. 

Vytleskej rytmus:




Doplň takty:




Zapiš následující stupnice, vytvoř jejich T5 a jejich obraty:


E dur

17. 


Fis dur

18. 


g moll harmonická

19. 


d moll melodická

20. 


Es dur

21. 

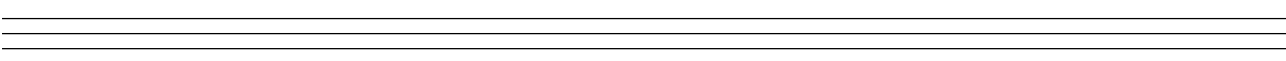
c moll melodická

22. 

h moll harmonická


23. 

G dur

24. 


Najsi T, S, D u následujících stupnic a nad každým stupněm vytvoř durový kvintakord.

př.: G dur


25. 

T S D


Es dur

26. 


D dur

27. 


H dur

28. 


B dur

29. 


C dur

30. 

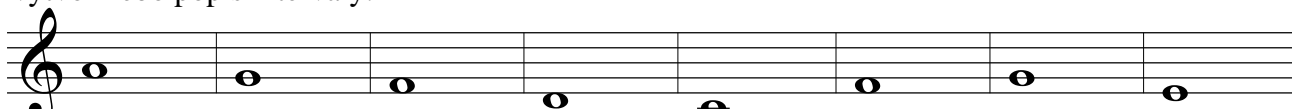
As dur

31. 


Fis dur


32. 


Vytvoř nebo popiš intervaly:


33. 
 m3 m7 m3 m2 m7 m6 m3 m7

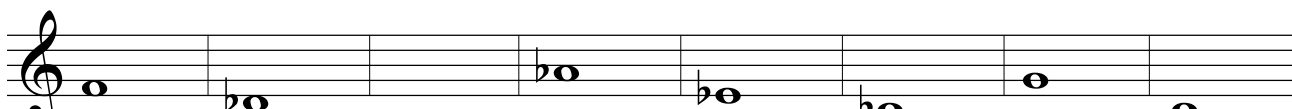



34. 
 m2 m7 m3 m2 m7 m6 m3 m6



129
 35. 
 v3 m6 v7 č4 č6 v7 v3 m7



36. 
 m6 v7 č5 č4 m2 č5 v3 m3




Vyt leskej rytmus a označ takty se synkopou:

37. 


38. 

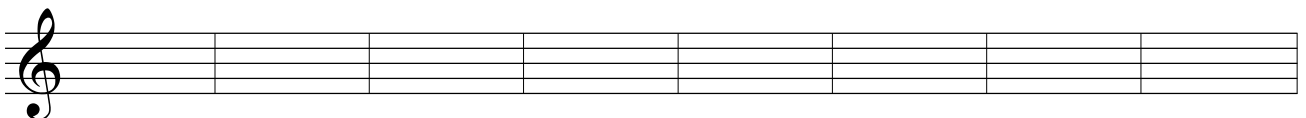
39. 


40. 

41. 

Zapiš nebo popiš noty:

42. 


 ais2 e1 es2 fis1 a c3 g3 a1

43. 

gis a2 des2 d2 h2 bé1 as fis2

44.

Dis e as As h gis c1 A H

45.


fis F a C cis Hes as G


46.

a fis F A as C c e


5.kapitola

Přetransponuj písničky do následujících tónin:


1. 



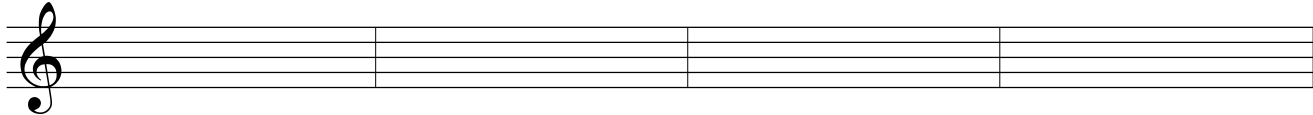
G dur



2. 

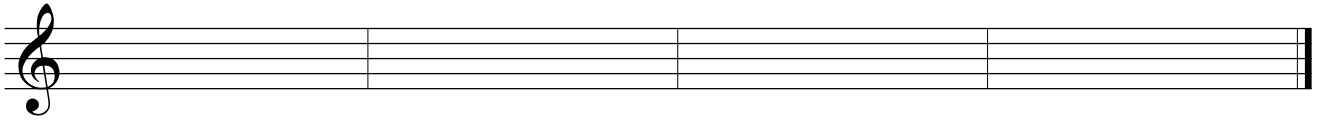
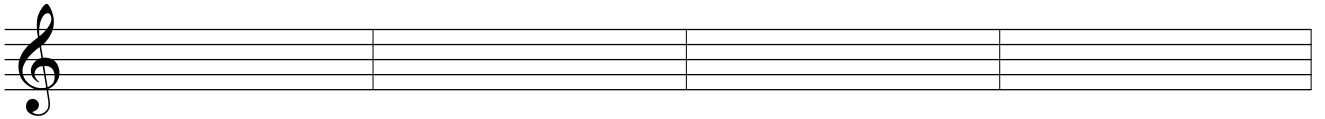
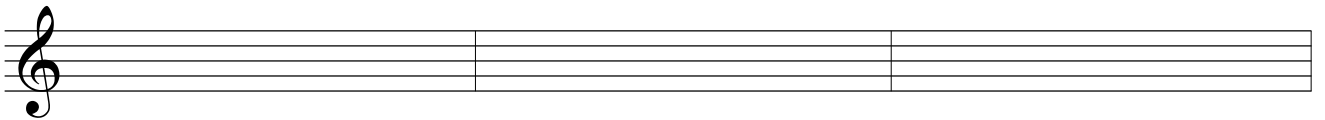


C dur



Přetransponuj písničku o velkou tercií výš:

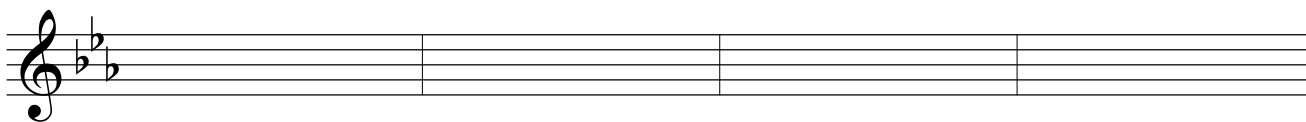
3. 



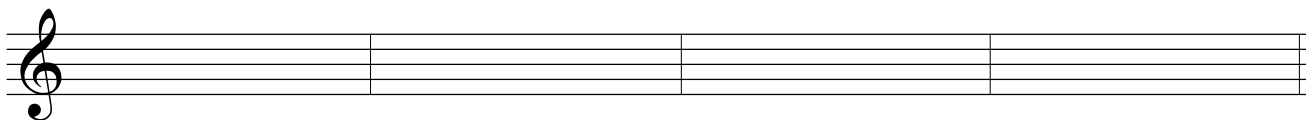

Přetransponuj písničku o čistou kvartu výš:

4. 





Přetransponuj písničku do libovolné tóniny nebo intervalu:




6. Podle sluchu poznej interval a zapiš číslem nebo slovem:

1. _____ 2. _____ 3. _____

4. _____ 5. _____ 6. _____


Poslouchej a zapiš interval, který slyšíš:

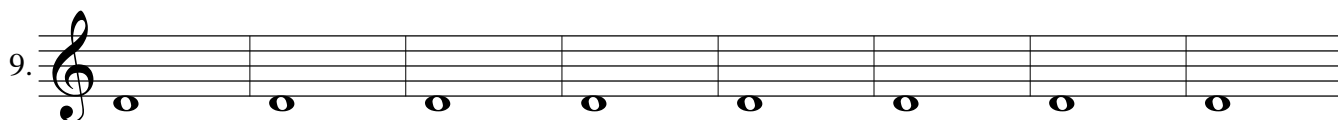



7. Zapiš interval, který slyšíš:

1. _____ 2. _____ 3. _____


4. _____ 5. _____ 6. _____

8. 


9. 

10. 


Zapiš stupnici, vytvoř T5 a obraty:
A dur

11. 


f moll melodická

12. 

H dur


13. 

Es dur

14. 


C dur

15.

A five-line musical staff with a treble clef. The staff is empty, with only the clef and the number '15.' to its left.


e moll harmonická

16.

A five-line musical staff with a treble clef. The staff is empty, with only the clef and the number '16.' to its left.


Fis dur

17.

A five-line musical staff with a treble clef. The staff is empty, with only the clef and the number '17.' to its left.


d moll melodická

18.

A five-line musical staff with a treble clef. The staff is empty, with only the clef and the number '18.' to its left.


A dur

19.

A five-line musical staff with a treble clef. The staff is empty, with only the clef and the number '19.' to its left.


h moll harmonická

20.

A five-line musical staff with a treble clef. The staff is empty, with only the clef and the number '20.' to its left.


g moll harmonická

21.

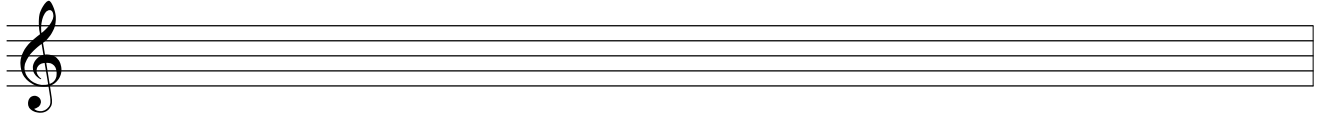
A five-line musical staff with a treble clef. The staff is empty, with only the clef and the number '21.' to its left.

Des dur


22.

A five-line musical staff with a treble clef. The staff is empty, with only the clef and the number '22.' to its left.


E dur

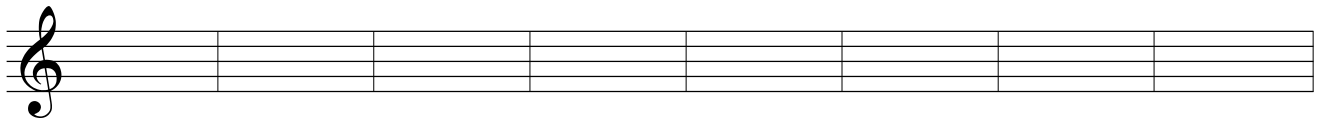
23. 


f moll melodická

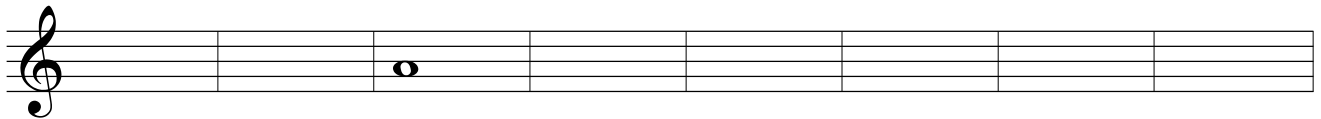
24. 


Zapiš nebo popiš noty:


25. 
 es2 a as2 dis1 fes2 g3 e1 gis1





26. 
 d2 h es fes2 gis1 bé as2 es2




27. 
 A e es f Fis C d dis




28. 
cis1 e Es d des F G ais



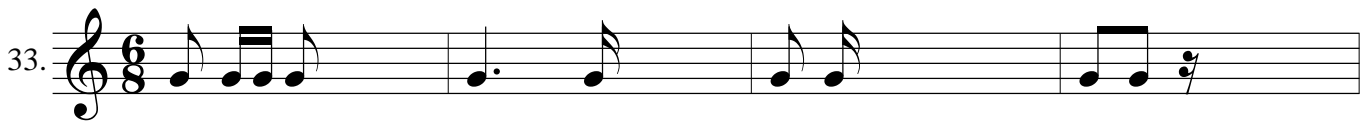
Doplň takty a pak vytleskej:

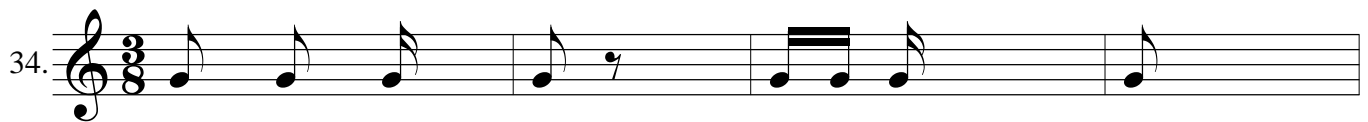
29. 

30. 

31. 

32. 

33. 

34. 



37. Jak vytvoříme mollovou stupnici harmonickou?

38. Jak vytvoříme mollovou stupnici melodickou?

Z jakých tónů se skládá tónický kvintakord?

Z ____, ____ a ____ tónu stupnice.

39. Jaké druhy mollové stupnice znáš?

40. Jak nazýváme obraty kvintakordu?

6.kapitola

Podle příkladu doplň všechny intervaly:

Interval examples for 2nds, 3rds, and 4ths. The staff shows nine pairs of notes with accidentals. Below each pair is a label: v2, m2, zv2, v3, m3, zv3, č4, zm4, zv4.

Interval examples for 5ths, 6ths, and 7ths. The staff shows six pairs of notes with accidentals. Below each pair is a label: č5, zm5, zv5, č6, m6, zv6.

Interval examples for 7ths and 8ths. The staff shows six pairs of notes with accidentals. Below each pair is a label: v7, m7, zv7, č8, zm8, zv8.

1.

A blank musical staff with a treble clef and a common time signature, intended for the first student to practice the intervals.






A blank musical staff with a treble clef and a common time signature, intended for the first student to practice the intervals.




37

A blank musical staff with a treble clef and a common time signature, intended for the first student to practice the intervals.


2.

A blank musical staff with a treble clef and a common time signature, intended for the second student to practice the intervals.






Vytvoř nebo popiš intervaly:




m3 v7 zv4 zm5 m7 č5 v2 m2



m3 m7 v7 m6 m6 č5 č4 v7

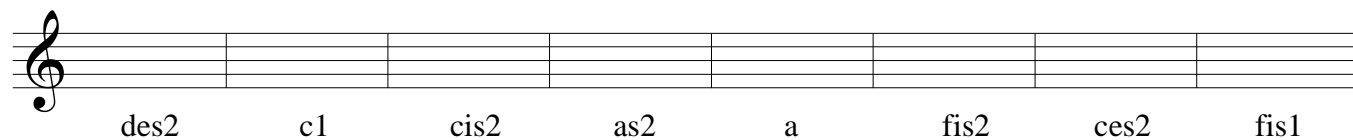



Zapiš nebo popiš noty





m3 v7 zv4 zm5 m7 č5 v2 m2

9.





des2 c1 cis2 as2 a fis2 ces2 fis1

10.




ais2 fis2 g gis2 a2 as2 f2 fis1

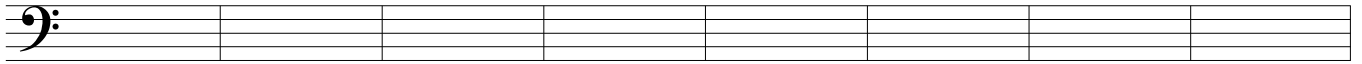
11.







D as A f Fis e Es g

12.





C ais Fis G gis e E B




20. 


Vytvoř stupnice, zapiš T5 a jeho obraty:
a moll melodická

21. 


Cis dur

22. 


d moll harmonická

23. 


c moll melodická

24. 


As dur

25. 

Ces dur

26. 

cis moll melodická

27. 

pololetní opakování

květen

Zapiš nebo popiš noty:

1.

h2 a fis1 g gis2 as cis3 ges2

2.


c2 dis2 as2 fis1 fes2 b1 g a


3.

ces1 fis2 ces2 ais h2 his2 a2 cis1


4.

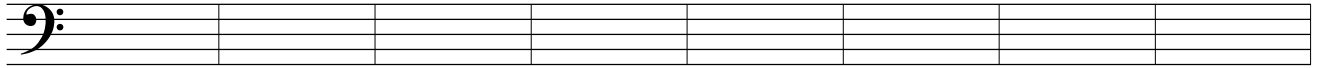
es2 eis1 ges2 a ces1 ges2 his dis

5. 





c a as A dis D h cis

6. 




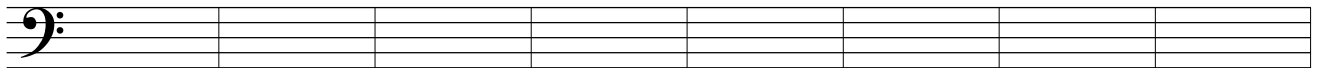
F a G as Fis A gis ces

7. 



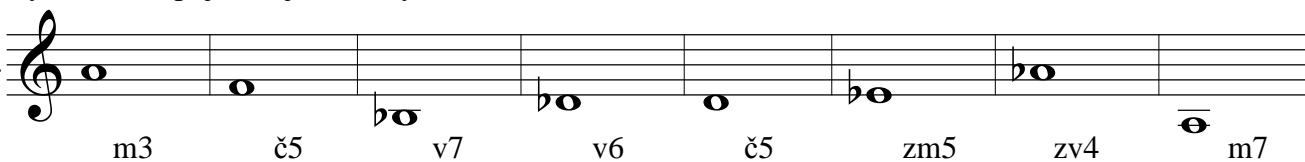
his D F fis C cl a Dis

8. 





As fis f C cis H bél g


Vytvoř nebo pojmenuj intervaly:


9. 





10. 



11. 

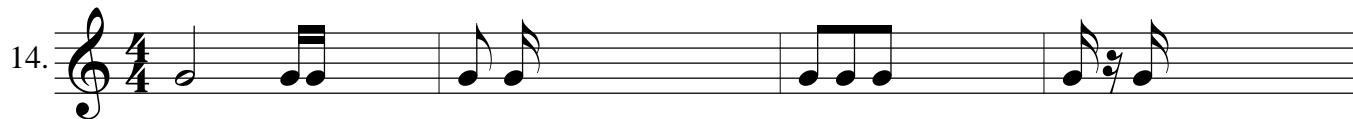


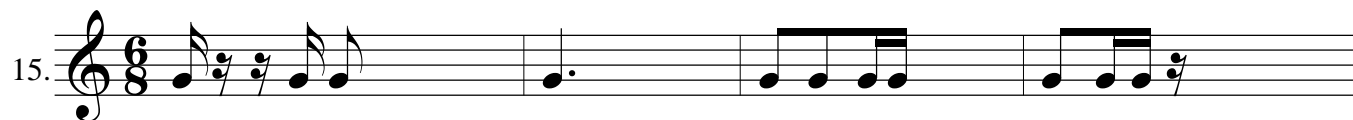
12. 





Doplň takty:

13. 

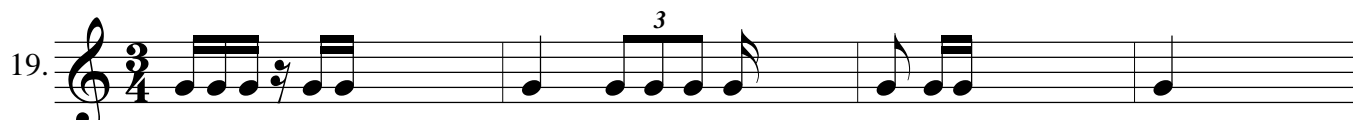
14. 

15. 

16. 


17. 

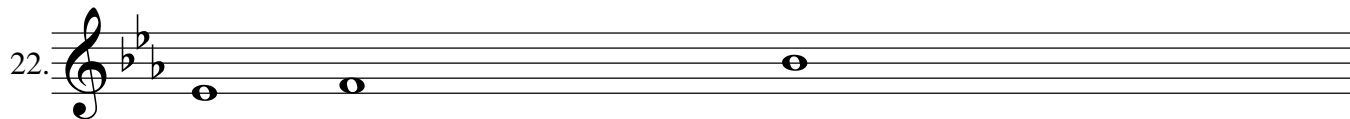
18. 

19. 


20. 

Doplň správné noty do stupnice.


21. 

22. 


Zapiš následující stupnice, vytvoř T5 a jeho obraty, označ T, S, D
G dur

23. 


Cis dur

24. 


E dur

25. 


Doplň správné noty do stupnice melodické.

26. 

Doplň správné noty do stupnice harmonické.


27. 

Zapiš následující stupnice, vytvoř T5 a obraty a označ T, S, D:
g moll melodická

28. 


F dur

29.

A musical staff consisting of five horizontal lines, intended for writing a melody in F major.


fis moll harmonická

30.

A musical staff consisting of five horizontal lines, intended for writing a harmonic exercise in F minor.


e moll melodická

31.

A musical staff consisting of five horizontal lines, intended for writing a melodic exercise in E minor.

c moll melodická

32.

A musical staff consisting of five horizontal lines, intended for writing a melodic exercise in C minor.

33. Vysvětli:

D.S. al Fine

D.C. al Fine

Coda

Segno

Primavolta a secondavolta

Fine

Repetice

Interval