




**Hudební nauka pro 5.ročník ZUŠ  
pracovní sešit**


# opakování


Zapiš nebo popiš noty:

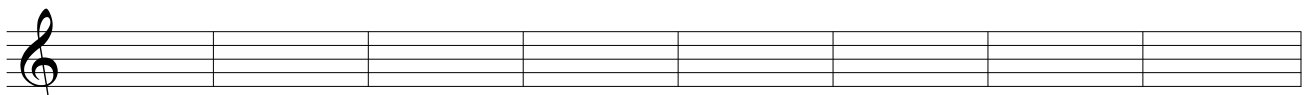
1. 

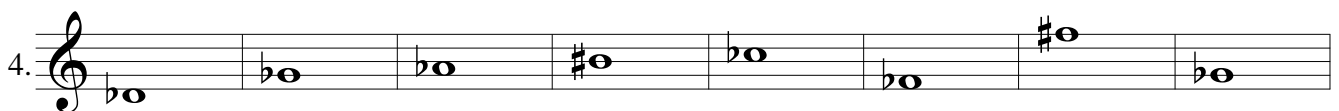
  
d3 his2 aisis1 as ges2 gis1 ais f

2. 


  
fis1 fis2 as2 d2 des2 gis2 g a


3. 

  
as g gis a cis2 ais2 gis2 ces1

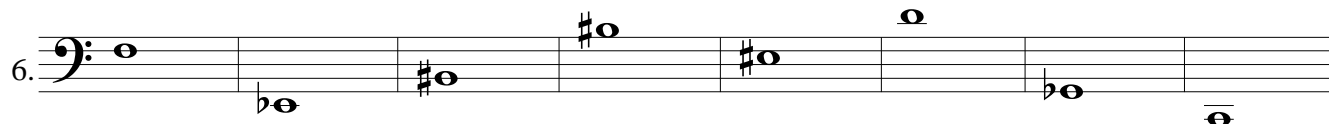
4. 


  
his1 as2 fisis1 gisis2 h fes eis1 hes

5. 





Gis a H as es F Dis F

6. 




bé A Des G a C cis Gis

7. 




Des es eis fes ges h a c


8. 





as cis D e F Fis A Des

Vytvoř nebo zapiš intervaly


9. 


 zv3    m3    v6    č4    v7    č5    zv5    v6


10. 

 m6    v7    zv5    v3    zv5    zm5    v7    č4


11. 

 v7    m6    č4    zm4    zv4    m6    v7    č5

12. 

 zv5    m6    v3    č5    č4    m7    zv4    zm4


Vytvoř D7:

13. 

F dur

Es dur

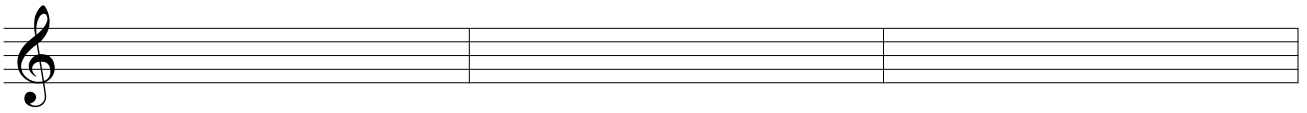
H dur

14. 

D dur

As dur


Fis dur

15. 

B dur

Cis dur

G dur

16. 


A dur

Fis dur


Ces dur

Zapiš stupnice, jejich T5 a obraty:


A dur

17. 


H dur

18. 


g moll melodická

19. 


h moll harmonická

20. 


21. A dur




22. Ges dur




23. cis moll melodická




24. fis moll harmonická




25. Es dur




26. F dur




27. d moll melodická




28. f moll harmonická




E dur




G dur



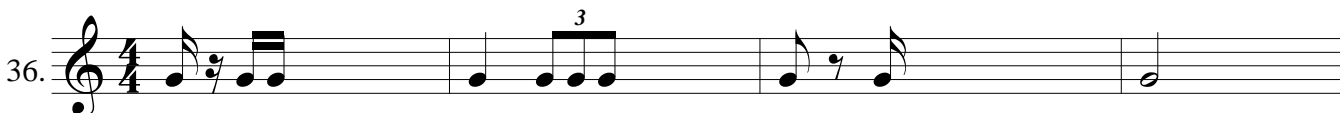

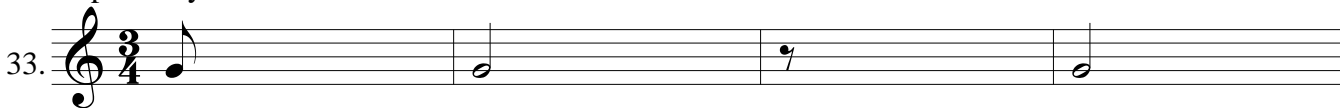
g moll harmonická




cis moll melodická




Doplň takty:




37. 

38. 

39. 

40. 

41. 

42. 


43. 


44. 



# opakování


Zapiš nebo popiš noty:

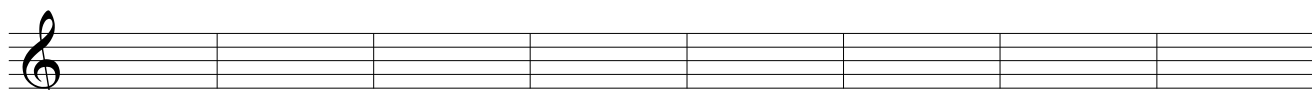
1. 

  
h2      b1      fis2      a      as      cis2      d3      e2

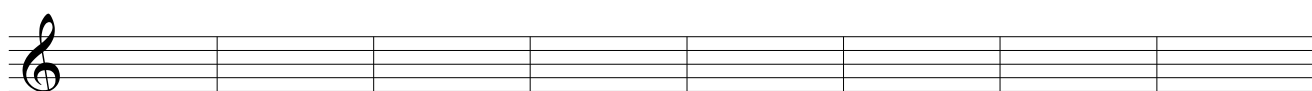
2. 


  
es1      eis1      a      des2      cis2      ces1      g      ges


3. 

  
gis2      h      dis2      des1      fisis1      a      ais      g2


4. 


  
dis2      h2      ais2      f1      fis2      h2      c3      cis3

5. 





a D dis a Ais f fis F

6. 



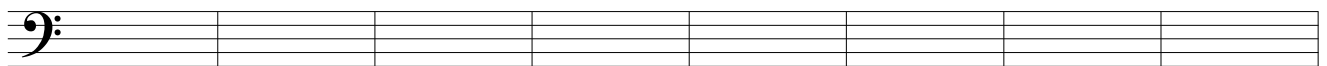
G gis d D Des a as Fes

7. 




Bé g as f fis F Dis d

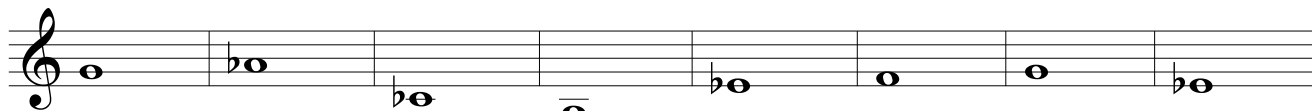
8. 




a A As as gis G Fis fis

Vytvoř nebo popiš intervaly:

9. 

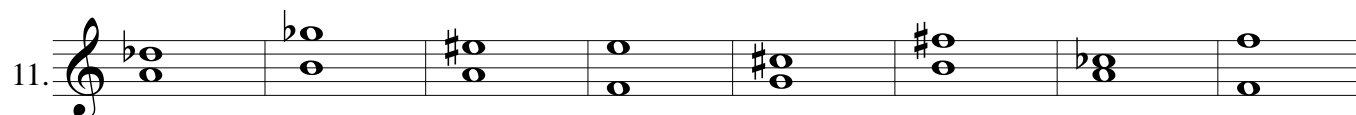



v3 m7 zm5 m3 č5 zv6 zv5 v2

10. 



v7 m6 zv5 m3 zm4 č4 v3 č5

11. 




m3 v2 m2 m6 zv7 č4 č1 v2

12. 



zv5 m6 v7 v3 v2 č5 č4 zv4


Vytvoř D7:

13. 

H dur

A dur


G dur

14. 

C dur

Fis dur


D dur

15. 

As dur

E dur

F dur

16. 


Des dur

Cis dur


B dur

Zapiš stupnice a vytvoř jejich T5+obraty:


C dur

17. 


E dur

18. 


F dur

19. 

A dur


20. 

21. a moll melodická




A musical staff with a treble clef and a key signature of one flat (Bb). The staff is empty, intended for writing the a minor melodic scale.

22. h moll harmonická




A musical staff with a treble clef and a key signature of two flats (Bb, Eb). The staff is empty, intended for writing the G minor harmonic scale.

23. f moll melodická




A musical staff with a treble clef and a key signature of two flats (Bb, Eb). The staff is empty, intended for writing the F minor melodic scale.

24. d moll melodická




A musical staff with a treble clef and a key signature of two flats (Bb, Eb). The staff is empty, intended for writing the D minor melodic scale.

25. fis moll harmonická




A musical staff with a treble clef and a key signature of three flats (Bb, Eb, Ab). The staff is empty, intended for writing the E-flat minor harmonic scale.

26. B dur




A musical staff with a treble clef and a key signature of two sharps (F#, C#). The staff is empty, intended for writing the B major scale.

27. D dur




A musical staff with a treble clef and a key signature of two sharps (F#, C#). The staff is empty, intended for writing the D major scale.

28. e moll harmonická

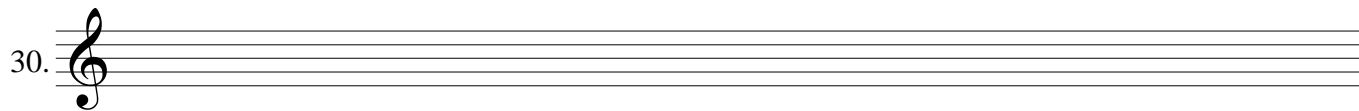


A musical staff with a treble clef and a key signature of one sharp (F#). The staff is empty, intended for writing the E minor harmonic scale.




Fis dur


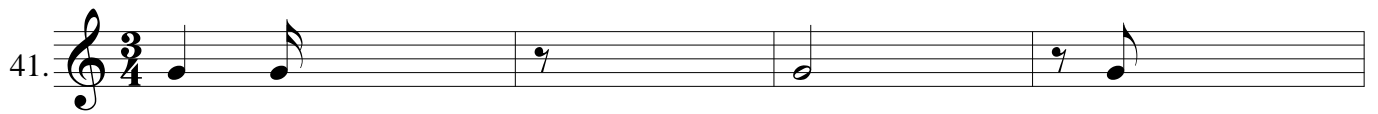
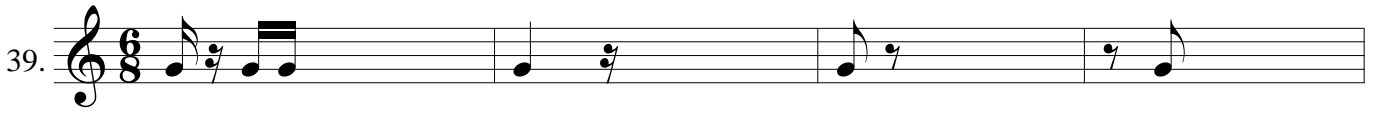


cis moll melodická




g moll melodická

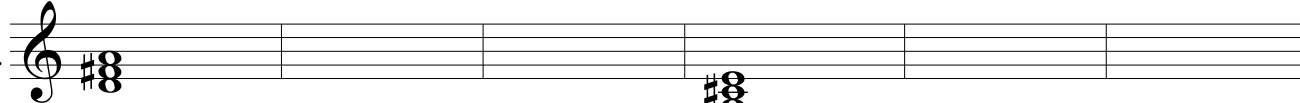




# 1.kapitola

Od každého kvintakordu vytvoř kvintakord zmenšený a zvětšený:

1.   
dur                      zv                      zm


2. 


3. 

4. 

5. 

6. 

7. 

8. 



Od každého tónu vytvoř dané kvintakordy:

9.

dur moll zV zm dur moll zV zm

54  
10.

dur moll zV zm dur moll zV zm

11.

dur zV zm ur moll zV zm

12.

dur zV zm dur moll zV zm

13.

dur zV zm dur zV zm

82  
14.

dur zV zm dur moll zV zm

89

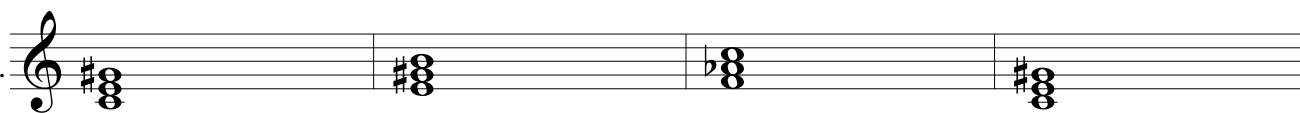
dur moll zV zm

Pojmenuj jednotlivé kvintakordy (dur, moll, zvětšený, zmenšený)

15. 

16. 


17. 

18. 

Z dané stupnice vytvoř zvětšený a zmenšený T5.


F dur

H dur

19. 


E dur

A dur

20. 


B dur

D dur


21. 

Es dur

G dur


22. 

Zapiš nebo popiš noty:

23. 




a2 g1 gis2 fis2 fes1 a as e2

24. 



h dis2 cis1 c2 ais h2 es3 dis3

25. 





gis2 ges fis3 a2 fes3 d2 a bé2

26. 





ges2 f2 d1 dis2 e3 a1 as2 g1

27. 





F a as A D dis F Fis

28. 





h bé A d dis G gis F

29. 



C cis F Fes ais d dis H


30. 





Des fes F a as Ces f Fes

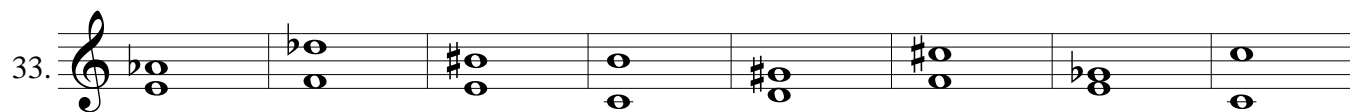
Vytvoř nebo pojmenuj intervaly:


31. 

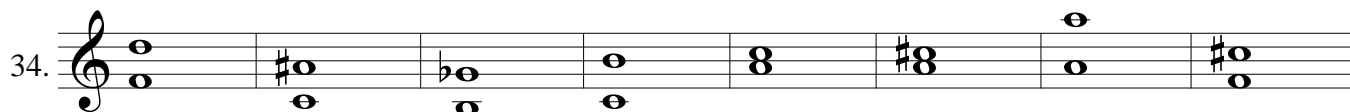
  
v3      č5      zm4      m3      v7      m6      č4      v3


32. 

  
č5      v3      m2      zv7      zm5      v7      m7      m6


33. 

  
č5      v7      zm4      zv5      zm4      m7      č5      č4


34. 

  
v2      v7      č8      v3      č5      č4      v7      m7


Zapiš následující stupnice, vytvoř jejich T5 a obraty:  
f moll melodická

35. 


Es dur

36. 


g moll harmonická

37. 


c moll melodická

38. 


A dur

39. 


As dur

40. 

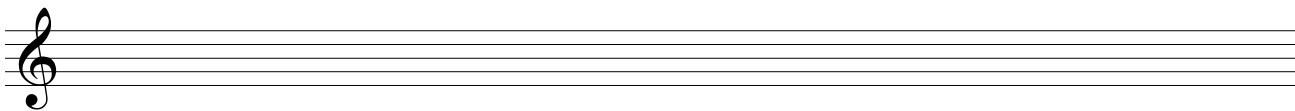
g mol melodická

41. 


H dur

42. 


c moll harmonická

43. 


G dur

44. 


d moll harmonická

45. 


e moll melodická

46. 


Ges dur

47. 


f moll harmonická

48. 





a moll melodická

49. 

a moll harmonická

50. 

Doplň takty:

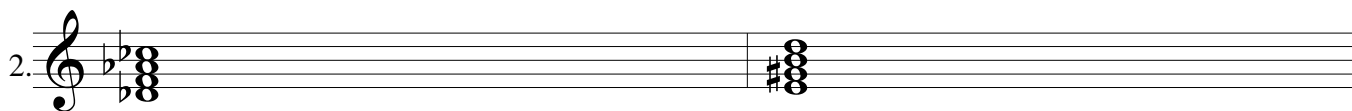






## 2.kapitola


Vytvoř obraty D7:


1. 

2. 

3. 

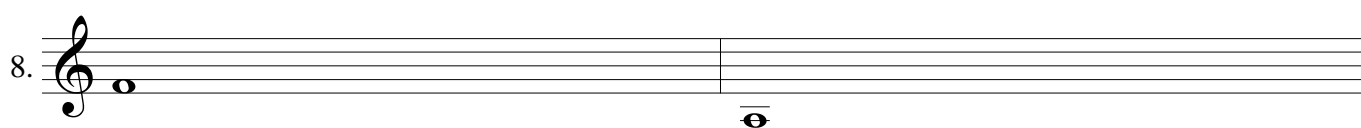
4. 


5. 

6. 

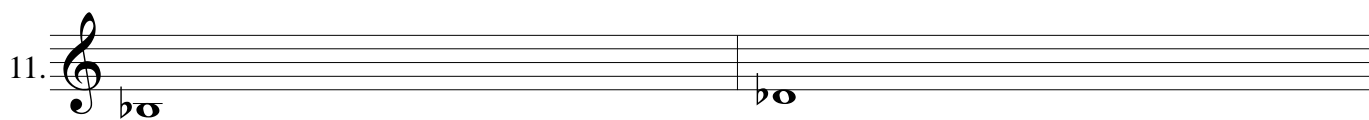
Od jednotlivých tonů vytvoř D7 a jeho obraty:

7. 

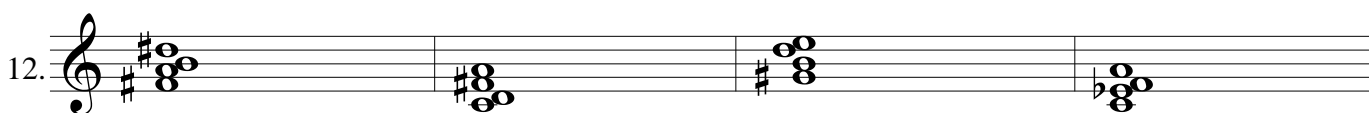
8. 

9. 


10. 

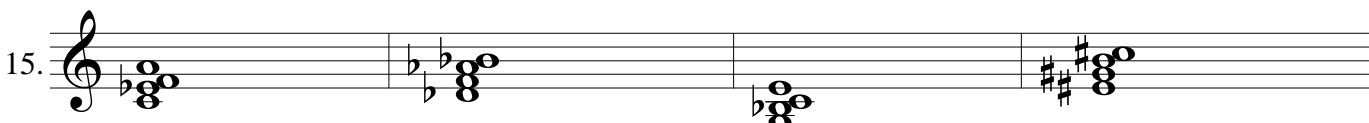
11. 

Poznej obraty D7 a pojmenuj je:

12. 


13. 

14. 

15. 

16. 

Ze stupnice vytvoř D7 a jeho obraty:

17. 

G dur

F dur

18. 

H dur

D dur

19. 

A dur

E dur

20. 

B dur


E dur

Z následujících stupnic vytvoř zvětšené a zmenšené T5:

21. 


E dur

Fis dur

<sup>52</sup>  
22. 


A dur

G dur

<sup>54</sup>  
23. 


F dur

Cis dur

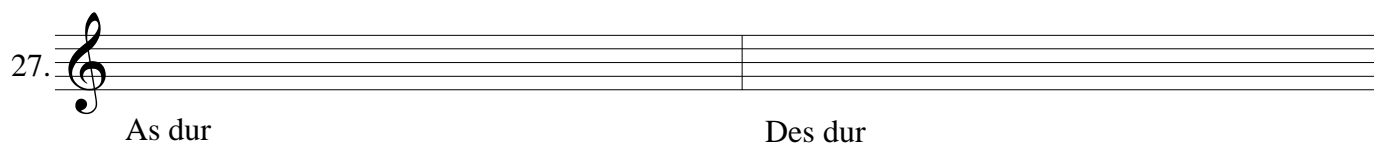
<sup>56</sup>  
24. 

B dur


Es dur


25. 

26. 


27. 


Zapiš nebo popiš noty:

28. 

  
 h2      a      cis3      d3      as2      as      g2      d2


29. 

  
 e3      d1      a2      e1      es2      f2      a2      g1



30. 



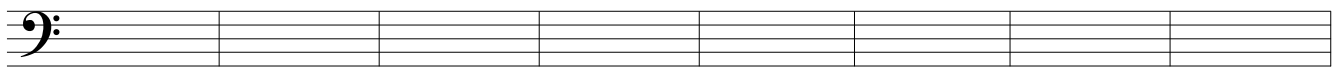

d2 des1 ais2 cis3 c2 fes2 a g




bé2 f2 f1 fes2 des1 dis2 a bé

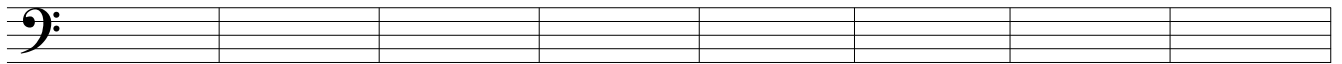


his a as dis fis g his e



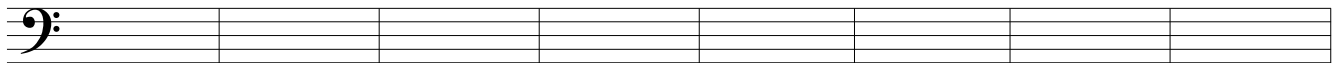
es D f g a Dis ais D





E fis A h Ges f F Es

35.



C a Dis e es Eis A g

Vytvoř nebo popiš intervaly:

36.

m3 v7 zv4 v7 v3 m2 č4 č5

37.

zm5 v4 v3 m3 č4 zv4 v7 č5

38.

č5 v7 m3 zv3 zv5 č5 v7 m7

39.

č4 v7 m3 m2 č5 zv4 zm4 zv7

Doplň takty:

40.

41.

42.

43.

44.

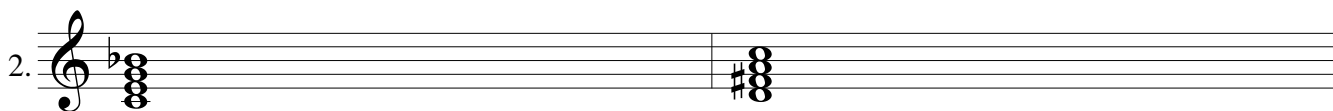


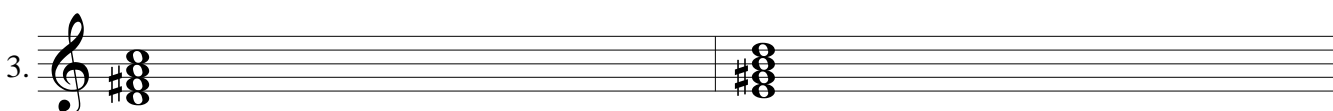



# pololetní opakování leden


Vytvoř obraty D7:

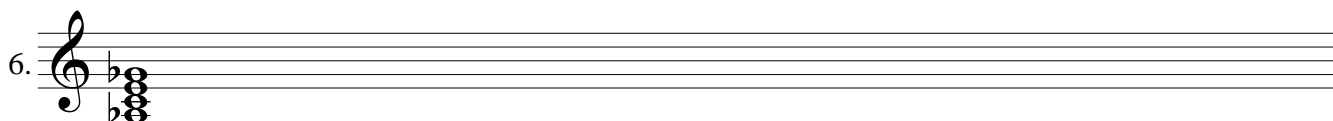
1. 

2. 

3. 


4. 


5. 


6. 

Od daných tónů vytvoř zm a zv T5:

7. 


8. 

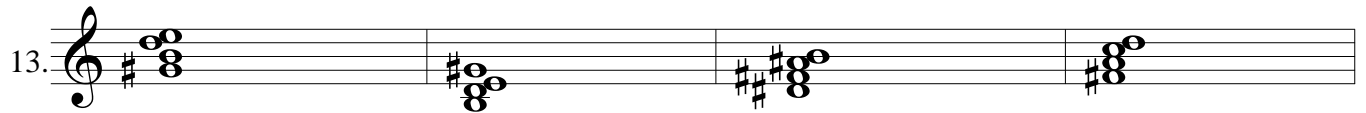
9. 


10. 

11. 

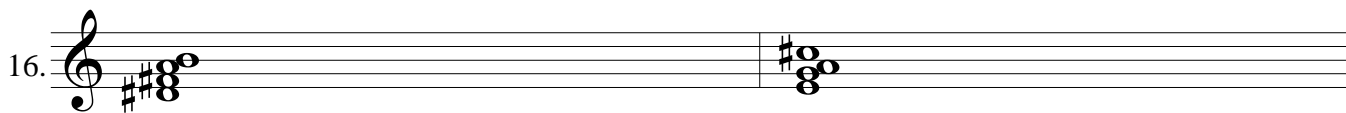
Poznej obraty D7:


12. 

13. 

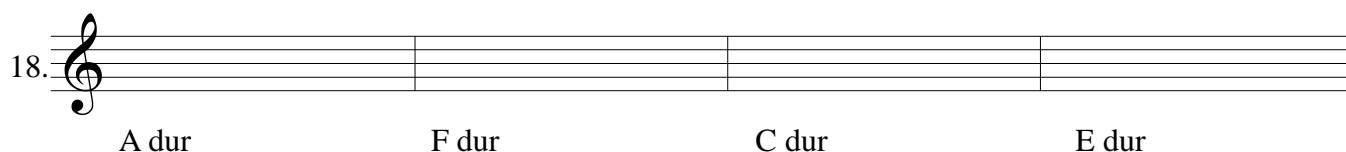
14. 

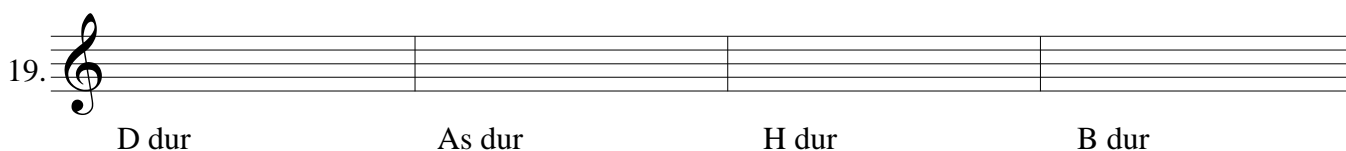
15. 


16. 

17. 


Od daných stupnic vytvoř D7 a jeho obraty:


18.   
 A dur                      F dur                      C dur                      E dur

19.   
 D dur                      As dur                      H dur                      B dur


20.   
 G dur                      Fis dur                      Es dur                      Des dur

Poznej T5 a pojmenuj (zm, zv, dur, moll)

21. 

22. 

Pojmenuj nebo zapiš noty:

23. 

musical staff with notes and labels: fis2 a3 fis2 e2 as2 f1 g gis2 es2

24.

musical staff with notes and labels: #e2 b3 e2 #e2 b3 #e2

87

musical staff with notes and labels: c1 f1 eisis2 as2 g2 cis1 es3

25.

musical staff with notes and labels: b2 #e2 b3 b3 b3 b2 b2

musical staff with notes and labels: ges2 a ais c1 cis2 h fes1 g

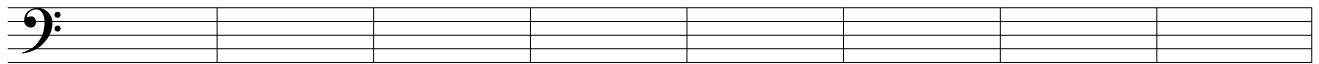
26.

musical staff with notes and labels: b2 b2 b2 #e2 b3 b2 #e2 b2

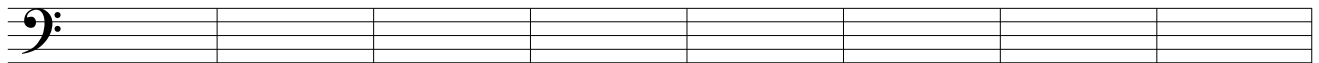
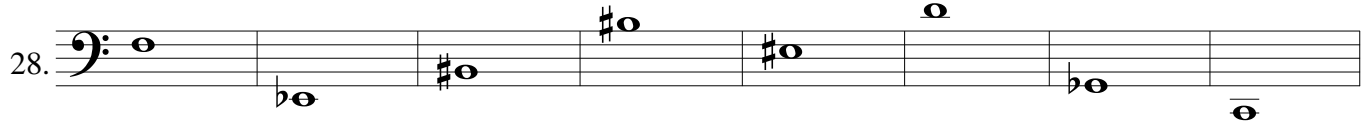
musical staff with notes and labels: des3 a1 ais2 g3 c1 cis2 cis1 f

27.



musical staff with notes and labels: b2 #e2 b2 #e2 #e2 b3 #e2




D a A s a s F f i s g g i s



d d i s f F a c i s e e s



e i s a A D e s A s F f f i s



C i s c e s a c i s 1 e 1 g g e s

Vytvoř nebo popiš intervaly



č5 v2 m3 m7 zv5 zv4 zm5 zm4

32.

v3 m7 č4 č5 m3 zv4 zm4 m7

33.



č8 v2 v3 m2 č4 č5 č4 v3

34.

m7 zv4 zv6 m6 m5 č2 č8 v7

Doplň rytmus:

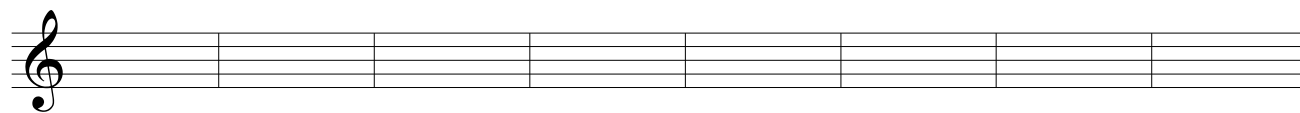
35.



# 3.kapitola

Zapiš nebo popiš noty:

1. 



h2 e1 fis2 e2 d2 es2 a2 c2

2. 




gis2 e2 c3 a as gis2 d3 a3

3. 




es2 asas2 fis1 f es2 des2 h bé2 ces3


4. 




fisis2 g gis2 as2 cisis3 ais2 fes2 e3

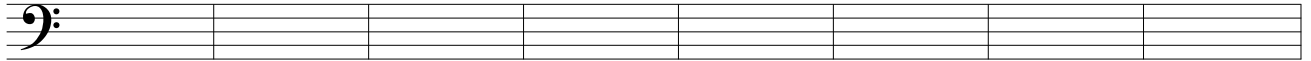


5. 




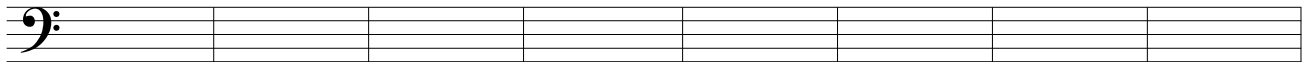
D cis Fis h Bé a A As

6. 





G C a Ais as cis fis dis

7. 



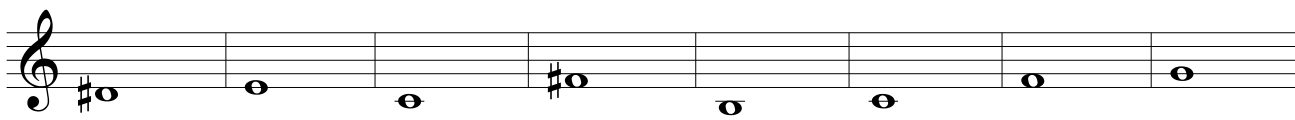
D dis f Fis C a A h

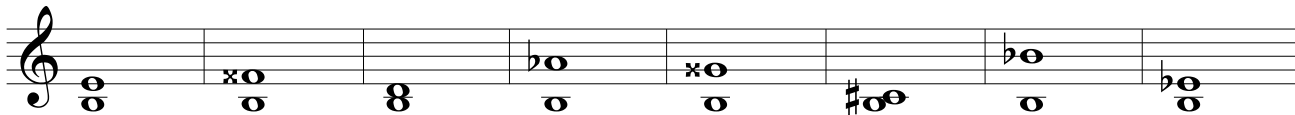
8. 




C cis ces A E es h H


Vytvoř nebo popiš intervaly:


9.    
 m3      v2      zv4      č4      č5      v2      zv5      zm4




10.    
 v3      v7      v6      m6      m7      zv5      zm4      m3



11.    
 v3      m3      zv4      m7      m6      č4      č5      zv4



12.    
 v6      m3      zv3      m7      m6      v3      v2      č5



Doplň takty:

13.

14.

15.

16.


17.

18.

19.

20.


Vytvoř D7:

21. 

H dur

E dur


F dur

22. 

A dur

B dur


Des dur

23. 

As dur

Ges dur

C dur

24. 


Fis dur

Ces dur


Cis dur

Zapiš stupnice, označ T, S, D a vytvoř jejich T5 a obraty:


h moll melodická

25. 


E dur

26. 


fis moll harmonická

27. 


G dur

28. 


B dur




f moll melodická




c moll harmonická




d moll harmonická




Ges dur




H dur




d moll melodická



A dur





**Zapiš časové rozpětí jednotlivých období:**

Baroko:

Romantismus:

Klasicismus

Středověk:

Pravěk

Starověk:

**Jak vypadají? Nakresli:**

trylek

nátryl


příraz

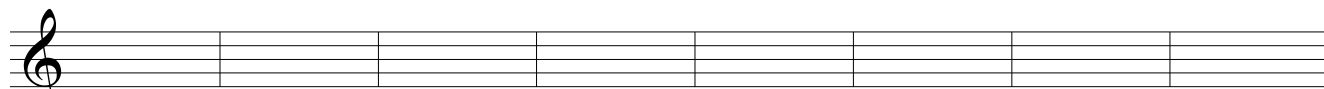
mordent


obal

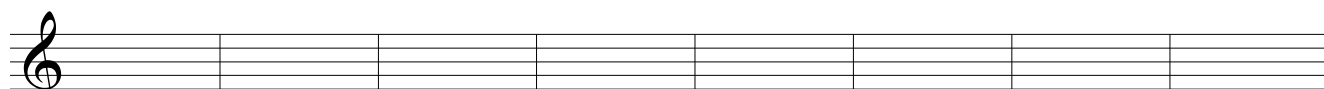
# 4.kapitola


Zapiš nebo popiš noty:


1. 


  
h2      a1      f1      g1      gis2      es1      a2      g3


2. 


  
c1      a2      dis2      des1      gis2      ais1      f1      fis1


3. 

  
c1      cis1      as2      e2      es1      his1      a      as


4. 


  
ces2      ais2      e1      es2      e3      g3      gis3      ges

5. 





A fis F fes G a as As

6. 





C es gis his H A As a

7. 




Des d e Es a As f G

8. 



Cis c des as As fis Fes gis

Vytvoř nebo zapiš intervaly:

9.   
 v3      č5      v2      v7      zv5      zm5      v2      m3



A musical staff in treble clef showing a sequence of chords: C major, D major, E major, F major, G major, A major, B major, and C major.

10. 
  
m7      v6      č5      zv4      zm5      č4      č5      v3

A musical staff in treble clef with notes and chord labels: m7, v6, č5, zv4, zm5, č4, č5, v3.

A musical staff in treble clef showing a sequence of chords: C major, D major, E major, F major, G major, A major, B major, and C major.

11. 
  
č5      v7      m6      zv7      zv4      zm4      zv5      č8

A musical staff in treble clef with notes and chord labels: č5, v7, m6, zv7, zv4, zm4, zv5, č8.

A musical staff in treble clef showing a sequence of chords: C major, D major, E major, F major, G major, A major, B major, and C major.

12. 
  
zv4      m3      v7      m6      č5      zv5      zv2      v2


A musical staff in treble clef with notes and chord labels: zv4, m3, v7, m6, č5, zv5, zv2, v2.

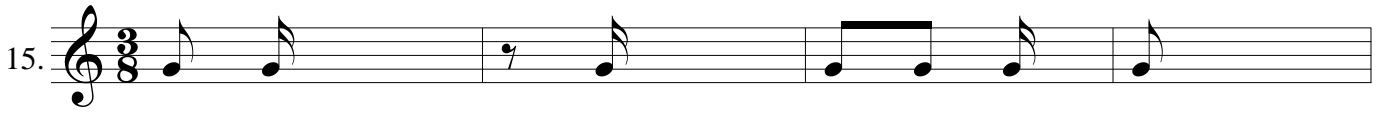
A musical staff in treble clef showing a sequence of chords: C major, D major, E major, F major, G major, A major, B major, and C major.

Doplň takty:

13.

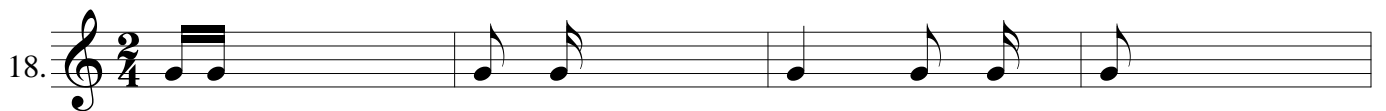
A musical staff in treble clef with a 3/4 time signature and notes: quarter note G4, quarter rest, quarter note A4, quarter note B4, quarter note C5, quarter note B4, quarter note A4, quarter note G4.

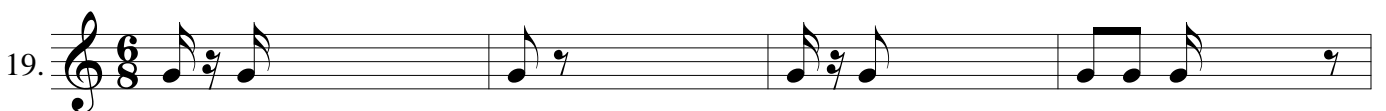
14. 


15. 

16. 

17. 

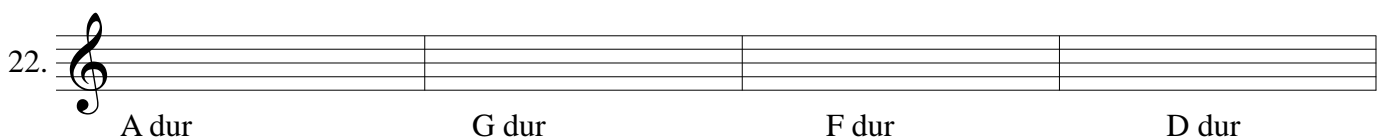
18. 

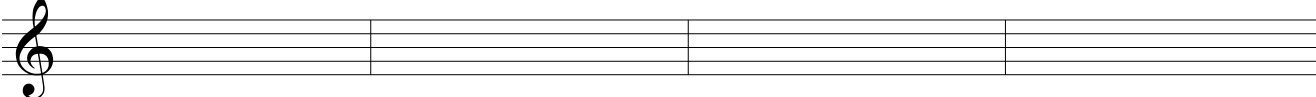
19. 

20. 

Z následujících stupnic vytvoř D7 a jeho obraty:

21.   
C dur                      As dur                      B dur                      E dur

22.   
A dur                      G dur                      F dur                      D dur

23. 

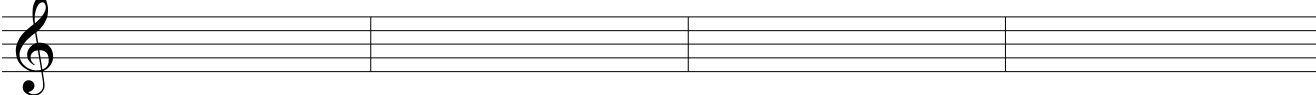
Es dur

Ces dur

H dur

Fis dur

Z následujících stupnic vytvoř durový, zvětšený a zmenšený kvintakord:

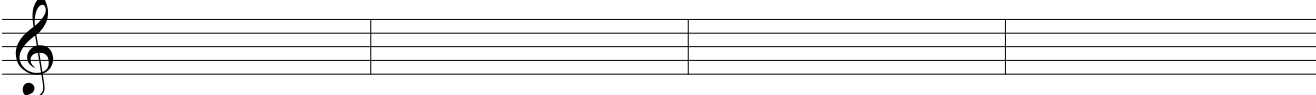
24. 

C dur

A dur

Fis dur

As dur


25. 

G dur

Cis dur

Ges dur

H dur

26. 

E dur


F dur

B dur


Es dur

Zapiš stupnice a jejich T5 s obraty:


Ges dur

27. 


a moll melodická

28. 


G dur

29. 

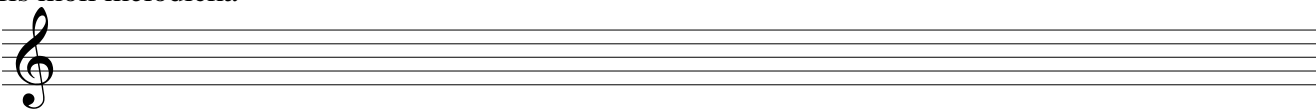
c moll harmonická

30. 


Es dur

31. 


fis moll melodická

32. 


A dur

33. 


f moll melodická

34. 


H dur

35. 


d moll harmonická

36. 

g moll melodická


37. 


fis moll harmonická


38. 


# 5.kapitola

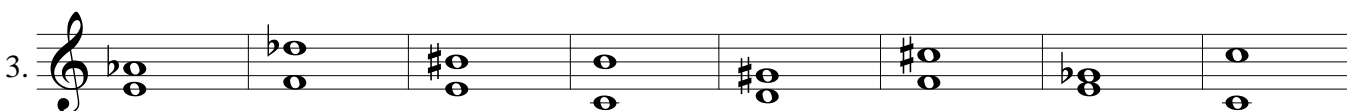
Zapiš nebo popiš intervaly:


1. 

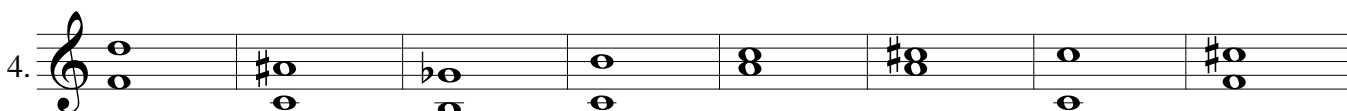
  
m3      č5      v7      m7      zv4      zm5      č5      č4


2. 

  
č5      m6      č4      č8      v3      v7      zv5      zv4

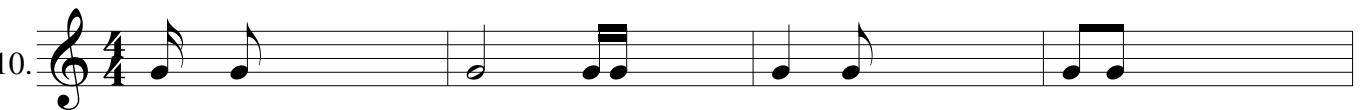

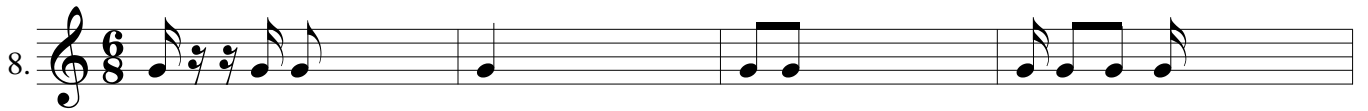

3. 

  
zm4      v7      m3      zv5      v7      v6      č5      č4


4. 

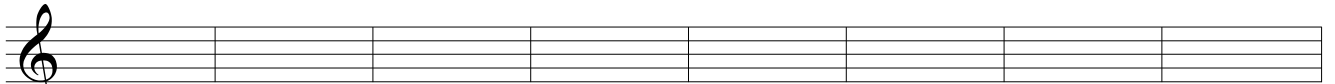
  
č5      č4      v7      m3      zv3      zm4      zv7      č5

Doplň takty:





Popiš nebo zapiš noty:


13. 


  
gis2      a2      c3      cis3      es2      g      ges2      cis1

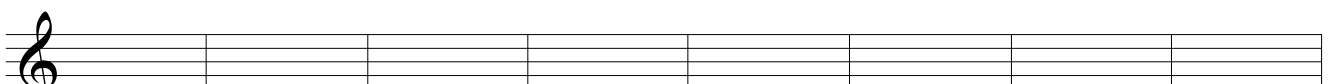
14. 

  
ais2      e3      g3      cis3      a      fes2      fis1      es3

15. 

  
e2      cis3      ais      gis3      c2      ais2      fis2      f1

16. 

  
d2      es3      ges1      a      h      dis2      bé3      d3

17.

169

A h es D Dis C Cis f

18.

185

G e as As h e Eis H

19.

201

Fes fes h ais es E Gis G


20.


217


C a E Es Eis Ces as ais



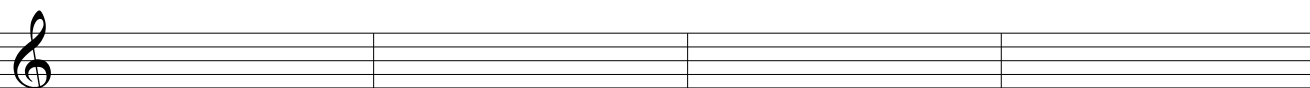
Od daných tónů vytvoř D7 a jeho obraty:

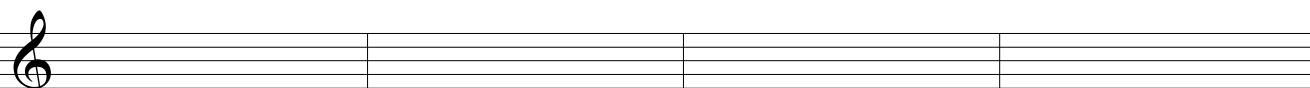
21. 

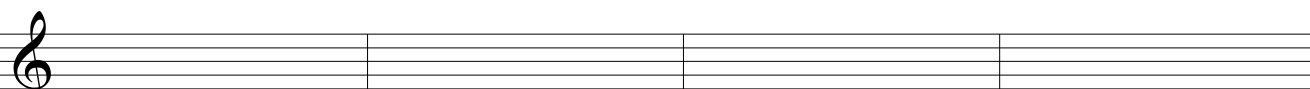


22. 

Z daných stupnic vytvoř zmenšený a zvětšený kvintakord:


23.   
 G dur                      A dur                      Es dur                      Cdur

24.   
 B dur                      E dur                      As dur                      F dur

25.   
 Es dur                      Des dur                      Cis dur                      Fis dur


Z durového kvintakordu vytvoř zmenšený a zvětšený kvintakord:

26.   
 dur      zm      zv


27. 

Zapiš stupnice, vytvoř jejich T5 a obraty. U durových stupnic vytvoř také D7:


A dur




c moll melodická




f moll harmonická




D dur




Es dur




fis moll melodická




f moll harmonická




Cis dur




a moll melodická




F dur




d moll melodická




c moll harmonická




Des dur




As dur



a moll harmonická




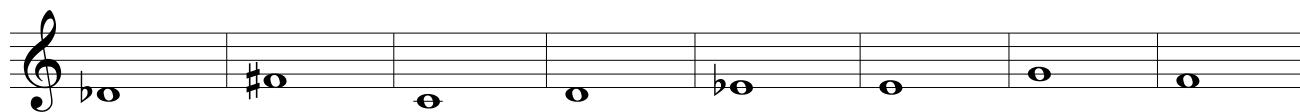
Ces dur




# pololetní opakování květen


Zapiš nebo vytvoř intervaly:


1. 

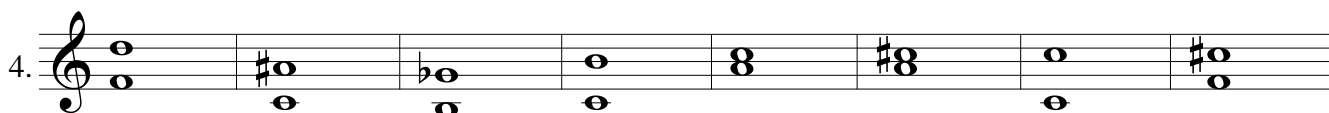
  
v3      m3      č5      č4      zm5      zv7      č5      m7


2. 

  
č5      zv4      č4      v7      m3      zv5      zv6      v7

3. 

  
č5      v7      m7      č4      v2      m3      zv7      v7

4. 

  
v7      č5      m7      zv7      zm5      č5      č4      zv3

Doplň takty:

5.

6.

7.

8.


9.

10.

11.


12.

Zapiš nebo popiš noty:

13. 




cis2 a2 des2 c1 es3 a as gis3

14. 




cis2 a2 fis3 c1 cis1 ais2 fis2 es2

15. 




h gis ais ces ges gis2 f2 a2


16. 




bé2 e3 es2 a1 cis1 f2 eis2 cisis2

17. 


169




A f fis d E a As dis

18. 

185




Ges g es as fis f dis Es


19. 

201



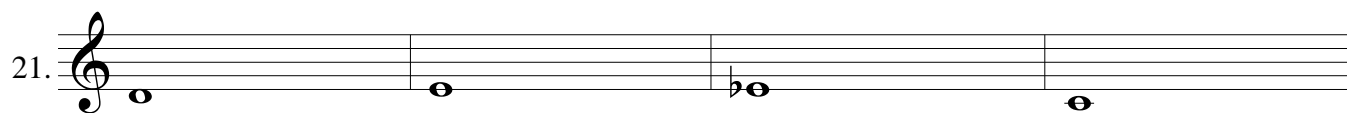
C Fis g gis ais ces es eis

20. 



D f Fes A a Ges h his


Od daných tónů vytvoř D7 a jejich obraty:

21. 

22. 

23. 

Z daných stupnic vytvoř D7 a jejich obraty:


24. 

G dur

A dur

F dur

Cis dur


25. 

E dur

Fis dur

C dur

H dur

26. 


B dur


Es dur

As dur

Fis du

Z durového kvintakordu vytvoř zmenšený a zvětšený kvintakord:

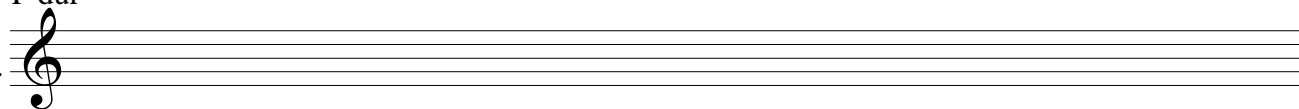
27. 

28. 




Zapiš stupnice, vytvoř jejich T5 a obraty. U durových stupnic vytvoř také D7:


F dur

29. 


a moll melodická

30. 


C dur

31. 


d moll melodická

32. 


f moll harmonická

33. 


B dur

34. 


a moll harmonická

35. 


Cis dur

36. 


Ges dur

37. 


h moll melodická

38. 


cis moll melodická

39. 


Des dur

40. 


e moll harmonická

41. 

f moll melodická

42. 

H dur

43. 

c moll melodická

44. 